

Panchasheel Homoeopathic Shikshan Prasarak Mandal's

HOMOEOPATHIC MEDICAL COLLEGE & HOSPITAL, KHAMGAON.

Add. Nathplot, Khamgaon, Dist. Buldana.
Pin - 444 303 (Maharashtra)
Contact us : Office M.9422883001
Hosp.(07263) 252360



Dr.Ajinkya V. Kavishwar
M.D.(Homoeopath)
Principal
Contact 9822567483, 9890858938

Recognised by National Commission for Homoeopathy, Govt. of India. Under the Ministry of Ayush, New Delhi & Govt. of Maharashtra. Affiliated to Maharashtra University of Health Sciences, Nashik.

URL : <http://www.phomoeocollege.com> | email : principal@phomoeocollege.com | contact@phomoeocollege.com

B- Teaching Department Details

Departmental Availability of area in sq.mt as per intake capacity &MES-2024

1	Anatomy: <ul style="list-style-type: none">Departmental room for teaching staff with dissection hall storage for cadaver, museum and facility for Histology demonstrationAnatomy ActAvailability of Equipment as specified in Schedule I of MES-2024	Yes 281.14 Sq.Mt.	
2	Physiology including Biochemistry <ul style="list-style-type: none">Departmental room- teaching staffPhysiology laboratory/ Biochemistry laboratoryMuseum and demonstration roomAvailability of Equipments as specified in Schedule I of MES-2024	Yes 206.97 Sq.Mt.	
3	Organon of Medicine with Homoeopathic Philosophy (UG & PG) <ul style="list-style-type: none">Department roomMuseum (History of Medicine) cum demonstration roomPG Student discussion roomPG Teaching faculty roomDepartmental LibraryAvailability of Educational material as specified in Schedule I of MES- 2024	Yes 96.64 Sq.Mt.	
4	Homoeopathic Pharmacy (UG & PG) <ul style="list-style-type: none">Department roomLaboratory/ Spirit & Alcohol licenseMuseum cum demonstration roomHerbal gardenPG Student discussion roomPG Teaching faculty roomDepartmental LibraryAvailability of Equipments as specified in Schedule I of MES-2024	Yes 107.91 Sq.Mt.	
5	Homoeopathic Materia Medica (UG & PG) <ul style="list-style-type: none">Department roomMuseum cum demonstration roomPG Student discussion roomPG Teaching faculty roomDepartmental Library/Dry & wet specimenAvailability of Educational material as specified in Schedule I of MES-2024	Yes 97 Sq.Mt.	



Principal
Panchasheel Homoeopathic
Medical College, Khamgaon

6	Pathology <ul style="list-style-type: none"> • Department room • Laboratory • Museum cum demonstration room • Departmental Library • Availability of Equipment as specified in Schedule I of MES-2024 	Yes 175 Sq.Mt.	
7	Forensic Medicine and Toxicology <ul style="list-style-type: none"> • Department room • Act copies • Museum cum demonstration room • Visit Details • Departmental Library • Availability of Equipment as specified in Schedule I of MES-2024 	Yes 104.23 Sq.Mt.	
8	Practice of Medicine (UG & PG) <ul style="list-style-type: none"> • Department room • Museum come demonstration room • Clinical discussion room • PG Student discussion room • PG Teaching faculty room • Departmental Library • Availability of Equipment as specified in Schedule I of MES-2024 	Yes 75 Sq.Mt.	
9	Surgery <ul style="list-style-type: none"> • Department room • Clinical discussion room • Museum cum demonstration room • Departmental library • Availability of Equipment as specified in Schedule I of MES-2024 	Yes 77 Sq.Mt.	
10	Gynecology and Obstetrics <ul style="list-style-type: none"> • Department room • Clinical discussion room • Museum cum demonstration room • Departmental library • Availability of Equipment as specified in Schedule I of MES-2024 	Yes 87.27 Sq.Mt.	
11	Community Medicine (UG & PG) <ul style="list-style-type: none"> • Department room • Museum cum demonstration room • Departmental Library • Visit Details • Village Adoption details • PG Student discussion room • PG Teaching faculty room • Availability of Equipment as specified in Schedule I of MES-2024 	Yes 100 Sq.Mt.	
12	Repertory (UG & PG) <ul style="list-style-type: none"> • Department room • Museum cum demonstration room • PG Student discussion room • PG Teaching faculty room • Computer Laboratory with software details • Departmental Library • Availability of Educational material as specified in Schedule I of MES-2024 	Yes 75 Sq.Mt.	



Principal
Panchasheel Homoeopathic
Medical College, Khamgaon

13	Pediatrics (PG Subject) <ul style="list-style-type: none"> • Department room • Museum cum demonstration room • PG Student discussion room • PG Teaching faculty room • Departmental Library • Availability of Equipment as specified in Schedule I of MES-2024 	Yes 65 Sq.Mt.	
14	Psychiatry (PG Subject) <ul style="list-style-type: none"> • Department room • Museum cum demonstration room • PG Student discussion room • PG Teaching faculty room • Departmental Library • Availability of Equipment as specified in Schedule I of MES-2024 	NA	
15	Dermatology (PG subject) <ul style="list-style-type: none"> • Department room • Museum cum demonstration room • PG Student discussion room • PG Teaching faculty room • Departmental Library • Availability of Equipment as specified in Schedule I of MES-2024 	NA	
16	Yoga for Health Promotion <ul style="list-style-type: none"> • Space for Yoga Instructor, Supporting staff & Equipment Availability of Equipment as specified in Appendix 10 of MES-2024	100.8 Sq. Mt.	
17	Medical Education Technology Unit <ul style="list-style-type: none"> • Space for Teachers & Supporting staff Availability of Equipment as specified in Appendix 11 of MES-2024	40. Sq. Mt.	



Principal
Panchasheel Homoeopathic
Medical College, Khamgaon

PANCHASHEEL HOMOEOPATHI MEDICAL COLLEGE, KHAMGAON
List of Equipment as per specified in schedule I MSE - 2024
Department of Homoeopathic Anatomy

No.	Name of the article	Quantity as per MSE 2024	Available
1	Dissection tables with marble tops or stainless steel (6'x1'x2'x3')	4	8
2	Stretcher- steel top (6'x2'x3')	1	1
3	Dissection set complete	2	2
4	Tray (steel)-for instruments or demonstration of specimen	2	2
5	Saw for sectioning body and limbs	1	1
	Storage tanks to hold cadavers		
6	(a) Plastic or metal or concrete	2	2
	(b) Containers (glass) for viscera and dissected parts-for demonstration	2	2
	Embalming materials		
	(a) Cannula	2	2
7	(b) IV tubes	2	2
	(c) Formalin holding tub	2	2
	(d) Syringe needles	2	2
	(e) Nylon thread	2	2
8	Microscope (medical)	35	35
9	Revolving stools –metal or wood	35	35
10	X-ray viewing box	1	1
	Chemicals (embalming and soft part preservation)		Available
	(a) Formalin	As required	150 Lit
	(b) Glycerin		Available
	(c) Sodium chloride		Available
12	Cadaver: (Cadaver and dissected body part shall be applicable after Letter of Intent given to the	2	3

(a) Requirements in museum: Department shall have models, specimens, bone set, articulated skeletons, histology and embryology models or slide for demonstration -

A

Principal
Panchasheel Homoeopathic
Medical College, Khamgaon

(i) No. of models- 20;	50
(ii) No. of charts or Digital display or standees or photopanel-30 (Charts shall be prepared by the students and record to be maintained in A4 size sheet also);	
(iii) Histology slides- 50;	100
(iv) Soft part of all viscera- system wise- 25;	140
(v) Bones -	
(a) Complete bone set – 06 (3 male and 3 female);	Available
(b) Articulated & dis-articulated skeletons – 02;	Available
(vi) Sample of x—ray films, Computed Tomography scan, Magnetic Resonance Imaging, Ultrasonography reports for applied anatomy – 25;	25
	Available

Panchasheel Homoeopathic
Shiksha Prasarak Mandal of
Khamgaon District Buldhana.

An approved Institution for the
purpose of sub-sections (1), (2)
and (3) of section 5 of the Bombay
Academy Act, 1949 (Bom.XI of 1949).

GOVERNMENT OF MAHARASHTRA
Medical Education and Drugs Department,
Resolution No. HMD-1388/2483/CR-237/HMD-7,
Mumbai, Bombay 400 032.

Date : 11th May 1989.

RE: Letter No. AY-2/Homoeopathy/810/11509 dated nil from
the Administrator (General Administration), Directorate of
Ayurved, Bombay.

RESOLUTION: Accompanying Government Notification should be
published in Part IV (3) of the Maharashtra Government
Gazette.

By order and in the name of the
Governor of Maharashtra,

M.R. Kavalakar
(M.R. Kavalakar)
Section Officer

To: The Administrator, Directorate of Ayurved, Maharashtra State,
Bombay.

The Panchasheel Homoeopathic Shiksha Prasarak Mandal of
Khamgaon, Dist. Buldhana.

The Government Central Press, Bombay
(with a request to publish the Notification in Part
IV (3) of Maharashtra Government Gazette and to supply
50 copies of the Notification to this Department).

The Superintendent of Police, Buldhana,

The Civil Surgeon, Buldhana,

The Deputy Director of Homoeopathy,
C/o. Government Homoeopathic Hospital,
Vile Parle (W), Bombay 400

The Principal, Homoeopathic College,
Khamgaon, Dist. Buldhana.

Chief Officer, Khamgaon Nagar Parishad, Khamgaon.

Art



Principal
Panchasheel Homoeopathic
Medical College, Khamgaon.

Ac
Principal
Panchasheel Homoeopathic
Medical College, Khamgaon.



NOTIFICATION

Medical Education and Drugs
Department, Maharashtra,
Bombay 400 032.

Date : 11th May 1989

12
1989

No. MED-1780/2143/DR-237/MED-7.-. In
exercise of the powers conferred by sub-section
(1) of section 2 of the Bombay Anatomy Act,
1949. (Som. XI of 1949), the Government of
Maharashtra hereby declares the Panchsheel
Homoeopathic Shiksha Prasarak Mandal of Khamsan
District Jalghana as an approved institution for
the purpose of sub-sections (1), (2) and (3)
of section 5 of the said Act.

Received
on 24/5/89

By order and in the name of
Governor of Maharashtra,

Deputy Secretary to Government



[Signature]
Principal
Homoeopathic Medical College
Kata Nagar, KHAMGAN.

[Signature]
Principal
Panchsheel Homoeopathic
Medical College, Khamsan.




[Signature]
Principal
Panchsheel Homoeopathic
Medical College, Khamsan.

PANCHASHEEL HOMOEOPATHI MEDICAL COLLEGE, KHAMGAON

List of Equipment as per specified in schedule I MSE - 2024

Department of Homoeopathic Physiology & Biochemistry

No.	Name of the article	Quantity as per MSE 2024	Available
1	Medical microscope with oil immersion	25	25
2	Equipment for Erythrocyte sedimentation rate estimation or westergren's pipette for Erythrocyte sedimentation rate on stand	25 (with sparepipettes)	30
3	Haematocrit tubes	35	35
4	Sahli's haemoglobinometer	35	35
5	Haemocytometer	25	25
6	Sphygmomanometer	25	25
7	Stethoscope	25	25
8	Clinical thermometer (digital or mercury)	25	25
9	Knee hammer	25	25
10	Tuning forks to test hearing (32-10000hzs)	1 set	1 set
11	Electrocardiograph (ECG machine)	1	1
12	Electronic stop watches 1/10 sec.	4	4
13	Glass distillation (double) apparatus	1	1
14	Centrifuge	1	1
15	Colorimeter (photo electric)	2	2
16	Ph meter electric	2	2
17	Color perception lantern (edridge green)	1	1
18	Educational compact disc, digital video disc, films, slides, models with audio visual aids	As required	Available
19	Perimeter	1	3
20	Spirometer	1	1
21	Tonometer	1	1
22	Handgrip dynamometer	1	1
23	Bicycle ergometer	1	1


Principal
Panchasheel Homoeopathic
Medical College, Khamgaon

Requirements for biochemistry

No.	Name of the article	Quantity as per MSE 2024	Available
1	Electronic or monopan balance	1	1
2	Centrifuge	1	1
3	Balance, chemical or ordinary	1	1
4	Water baths	1	2
5	Urinometer	25	25
6	Chemicals:	As required	1
	(a) Iodine		1
	(b) Ammonium oxalate		1
	(c) Barium chloride		1
	(d) Silver nitrate		1
	(e) Sodium hydroxide		1
	(f) Mercuric sulphate		1
	(g) Salicylic acid		1
7	Hydrometer (0.700 to 1.00)	2	2
8	Albuminometers	10	10
9	Glucometer	10	10
10	Thermometer	10	10
11	Colorimeter	1	1
12	Hot air oven 14 x14 x14 (electric)	1	1
13	Glass ware like pipette, beakers, burettes, wire gouge with asbestos, center hot plate, stove, syringes, burners, rubber tubing stands clamps, flash etc.	As required	Available
14	Ph (Potential of hydrogen) meter	1	1
15	Binocular research microscope	2	2
16	Stethoscope: demonstration with multiple pieces	2	2
17	Ophthalmoscope	1	1
18	Otorhinolaryngoscope	1	1
19	Revolving stools, metal, Chair	45	45

PANCHASHEEL HOMOEOPATHI MEDICAL COLLEGE, KHAMGAON

List of Equipment as per specified in schedule I MSE - 2024

Department of Organon of Medicine

List of Chart

No.	Name Of Chart	Quantity as per MSE 2024	Available
1	(a) History of medicine- 5 charts;		Available
2	(b) History of Homoeopathy- 5 charts (World, India, State);		Available
3	(c) Organon of medicine- 15 charts;		Available
4	(d) Philosophy- 10 charts;		Available
5	(e) Psychology- 5 charts.		Available
	(v)Topics for charts or digital display -		Available
1	(a) What is Homocopathy;		Available
2	(b) Contents of Organon of Medicine;		Available
3	(c) Various editions of Organon;		Available
4	(d) Physician (mission, ideals of cure, qualification);		Available
5	(e) Therapeutic law of nature;		Available
6	(f) Modus operandi of homoeopathic cure;		Available
7	(g) Comparison of different systems of medicine;		Available
8	(h) Classification of diseases;		Available
9	(i) Guidelines for case taking;		Available
10	(j) Drug proving mentioning the methods, prover, guidelines;		Available
11	(k) Drug Dynamization mentioning the methods, scales;		Available
12	(l) Comparison of chronic miasm;		Available
13	(m) One sided disease;		Available
14	(n) Mental diseases;		Available
15	(o) Intermittent diseases;		Available
16	(p) Auxiliary measures;		Available
17	(a) Fundamental principles of homoeopathy;		Available
18	(b) Classification of symptoms;		Available
19	(c) Logic- Inductive and Deductive;		Available
20	(d) Susceptibility;		Available
21	(e) Constitution (temperament, diathesis);		Available
22	(f) Prognosis (observations after action of medicine);		Available
23	(g) Prescriptions (first and subsequent);		Available
24	(h) Comparison of concepts (J T Kent, H A Roberts, S.Close);		Available
25	(i) Analysis or evaluation of symptom;		Available
26	(j) Posology; (za) Psychology (types); (zb) Personality (types); (zc) Emotions;		Available
27	(zd) Behaviors and reactions; (ze) Memory and intellect.		Available


Principal
Panchasheel Homoeopathic
Medical College, Khamgaon

PANCHASHEEL HOMOEOPATHI MEDICAL COLLEGE, KHAMGAON


List of Equipment as per specified in schedule I MSE - 2024

Department of Organon of Medicine

(ii) Other requirements in museum:-

(a) Photograph of the following founder and contributors in the field of Organon and Homoeopathic Philosophy mentioning the date of birth or death and brief sketch shall be displayed as per the following Table, namely:-

S.No.	Name of Stalwart	Quantity as per MSE 2024	Available
1	Dr. Samuel Hahnemann	1	1
2	Dr. J.T.Kent	1	1
3	Dr. Stuart Close	1	1
4	Dr. Herbert A Roberts	1	1
5	Dr. J.H.Allen	1	1
6	Dr. R.E.Dudgeon	1	1
7	Dr.Mahendralal Sarkar	1	1
8	Dr.Babu Rajendra Lal Dutta	1	1
9	Dr. B.K. Sarkar	1	1
10	Dr.Diwan Harish chand	1	1
11	Dr.K.G.Saxena	1	1
12	Dr.Mahendra Singh	1	1
13	Local or regional Homeopaths of reputation	1	1


Principal
Panchasheel Homoeopathic
Medical College, Khamgaon

PANCHASHEEL HOMOEOPATHI MEDICAL COLLEGE, KHAMGAON

List of Equipment as per specified in schedule I MSE - 2024

Department of Organon of Medicine and Homoeopathic Philosophy (PG-Dept)

S. No.	Equipment and Materials	Quantity	Available
1	Desktop or Laptop	2	2
2	Liquid-crystal display	1	1
	Projector		1
3	Round or Center table	1	1
	(for good seating arrangements)		
4	Chairs	20	50
5	Notice board	1	1
6	External hard disc	1	1
7	Charts or Electronic Display	15	73
8			
9	Books	5 sets	5 sets
10	X- Ray View Box	1	0
11	Poster presentations on	Dissertations of last three academic	Available
	Dissertations	years	Available

(a) List of Charts or Electronic Display,–	
(i) Different philosophies;	Available
(ii) Case Taking;	Available
(iii) Classification of disease;	Available
(iv) Ground plan of Organon;	Available
(v) Cardinal principles of homoeopathy;	Available
(vi) Concept of disease evolution;	Available
(vii) Different edition of Organon of Medicine;	Available
(viii) Disease Phenomenon-Miasmas-psora, sycosis, tubercular, syphilis;	Available
(ix) Causation of disease;	Available
(x) Hahnemannian Concept of Man;	Available
(xi) Display on posology;	Available
(xii) Assessment of susceptibility;	Available
(xiii) Evaluation of symptoms by C.Von.Beonninghausen;	Available
(xiv) Evaluation of symptoms by J.T.Kent; and	Available
(xv) Evaluation of symptoms by C.M. Boger.	Available

PANCHASHEEL HOMOEOPATHI MEDICAL COLLEGE, KHAMGAON

List of Equipment as per specified in schedule I MSE - 2024

Department of Homoeopathic Pharmacy

No.	Name of the article	Quantity as per MSE 2024	Available
1	Pill tiles	30	33
2	Porcelain dishes	30	30
3	Crucibles with tongs	30	30
4	Silica crucibles	2	30
5	Pestles and mortars (iron, glass, porcelain)	1+1+30	50
6	Water bath. (metal or electric)	30	30
7	Microscope (student type)	5	5
8	Thin layer chromatography apparatus including UV chamber	1	1
9	Ph meter	2	2
10	Stop watch	25	33
11	Hydrometer	5	5
12	Alcoholometer	5	7
13	Pycnometer	10	10
14	Water still (distilled water plant)	1	1
15	Percolator	5	5
16	Macerator	5	5
17	Botanical slides	10	37
18	Colorimeter	1	1
19	Spectro scope	1	1
20	Manual/Mechanical/Electric potentiser	1/1/2.	50/07/01
21	Electric triturator	2	1
22	Dissecting microscope	2	2
23	Distillation apparatus (glass)	1 set	1 Set
24	Hot air oven	1	1
25	Electronic balance	10	10
26	Physical balance	1	1
27	Measuring glasses		
	(a) Glass beaker (100 ml, 250 ml, 500 ml, 1000ml)	05 each	30
	(b) Volumetric flask (250 ml, 500 ml, 1000 ml)		7
	(c) Measuring cylinder (10 ml, 50 ml, 100 ml,500 ml, 1000 ml)	05 each	162
	(d) Test tubes (8 ml, 10 ml, 12 ml) with holder	30 each	30 each
	(e) Watch glass		30

	(f) Graduated pipette (1 ml, 10 ml)	30 each As required	30
28	Glass retort	2	2
29	Bunsen burner with gas connection	5	5
30	Miscellaneous		
	(A) Chemicals		
	(i) Ammonium chloride	As required	Available
	(ii) Ammonium oxalate		Available
	(iii) Barium chloride		Available
	(iv) Calcium carbide		Available
	(v) Calcium carbonate		Available
	(vi) Copper sulphate		Available
	(vii) Hydrochloric acid		Available
	(viii) Iodine		Available
	(ix) Nessler's reagent		Available
	(x) Nitric acid		Available
	(xi) Potassium ferro cyanide		Available
	(xii) Salicylic acid		Available
	(xiii) Silver nitrite		Available
	(xiv) Sodium hydroxide		Available
	(xv) Sodium chloride		Available
	(xvi) Sulphur	05 each	Available
	(xvii) Sulphuric acid		Available
	(xviii) Borax		Available
	(B) Drugs (samples prepared by students)		Available
	(i) Mother tinctures:		
	(a) Arnica montana		Yes
	(b) Calendula officinalis		Yes
	(c) Cantharis		Yes
	(d) Echinacea angustifolia		Yes
	(e) Euphrasia officinalis		Yes
	(f) Hydrastis canadensis		Yes
	(g) Rhus toxicodendron		Yes
	(h) Ruta graveolens		Yes
	(i) Mullein oil		Yes
	(ii) Potentized medicines:		Available
	Common polychrest medicines in various potencies and scales		Available
	(C) Vehicles		Available
	(i) Lactose (pharmaceutical grade)		Available

	(ii) Globules (number 10,20, 30, 40)		Available
	(iii) Blank tablets (1 gr, 3 gr and 5 gr)		Available
	(iv) Distilled water		Available
	(v) Strong alcohol		Available
	(vi) Dispensing alcohol (vii) Dilute alcohol (viii) Rectified spirit (60op)		Available
	(ix) Glycerine	As required	Available
	(x) Olive oil		Available
	(xi) White petroleum jelly		Available
	(xii) Lanolin (xiii) Wax		Available
31	Glass phials	As required	Available
32	Glass bottles (15 ml,30 ml, 60 ml, 100ml)	As required	Available
33	Glass rods	As required	Available
34	Glass funnels	As required	Available
35	Filter paper (Whatman grade 1, pack of 100). Normal filter paper (pack of 100)		Available
	Litmus paper (blue)	As required	Available
36	Ointment slab	45	45
37	Gas apparatus for filtration with vacuum	2	2
38	Chopping board	25	25
39	Chopping knife	25	25
40	Spatula (horn, stainless steel)	25	58
41	Burette	5	15
42	Press	2	2
43	Sieve (no. 10,22,44,60, 85,120)	2 each	2 each
44	Thermometer	2	2
45	Graduated conical glass(10,50,100ml)	15	15
46	Wire gauze	5	20
47	Tripod stand	5	26
48	Porcelain bowl	25	32
49	Lactometer	10	10



Principal
 Panchasheel Homoeopathic
 Medical College, Khamgaon

PANCHASHEEL HOMOEOPATHI MEDICAL COLLEGE, KHAMGAON


List of Equipment as per specified in schedule I MSE - 2024

Department of Homoeopathic Pharmacy

No.	Name of the article	Quantity as per MSE 2024	Available
	(a) Requirements in museum:-		
	(i) Pharmacopeias (All volumes)		
	(a) Homoeopathic pharmacopeia of India -01 set.		Available
	(b) German homoeopathic pharmacopeia -01 set.		Available
	© Homoeopathic pharmacopoeia of United States-01 set.		Available
	(d) British homoeopathic pharmacopoeia -01 set.		Available
	(a) Following charts or digital display or standee or photo panel are required in the Department and charts shall be prepared by the students and record to be maintained in A4		
	(i) Homoeopathic pharmacopoeia (all volumes);		Available
	(i Sources of drugs;		Available
	(iii) Homoeopathic Pharmaceutical Codex;		Available
	(iv) Standardisation of drugs – organoleptic evaluation;		Available
	(v) Standardisation of drugs – microscopic evaluation;		Available
	(vi) Standardisation of drugs – physical evaluation;		Available
	(vii) Standardisation of drugs – chemical evaluation;		Available
	(viii) Standardisation of drugs – biological evaluation;		Available
	(ix) Preservation of drugs and potencies;		Available
	(x) Vehicle – solid vehicle;		Available
	(xi) Vehicle – liquid vehicle;		Available
	(xii) Vehicle – semi solid vehicle;		Available
	(xiii) Preparation of homoeopathic drugs – Hahnemannian method;		Available
			Available
	(xv) Scales of potentisation;		Available
	(xvi) Methods of potentisation;		Available
	(xvii) Principles of posology;		Available
	(xviii) Prescription writing;		Available
	(xix) Pharmaconomy;		Available
	(xx) Various types of external applications;		Available
	(xxi) Hahnemannian drug proving;		Available
	(xxii) Homoeopathic pathogenetic trial;		Available


Principal
Panchasheel Homoeopathic
Medical College, Khamgaon

(xxiii) Phytoconstituents;	Available
(xxiv) Homoeopathic pharmacy Acts and rules;	Available
(xxv) Various types of drug actions;	Available
(xxvi) Indian medicines and their local names.	Available
(b) Herbarium: 20.	Yes
(c) Laminated photos of drug sources should be as per detail given below: -	
(d) Vegetable kingdom;	Available
(ii) Animal kingdom;	Available
(iii) Mineral kingdom;	Available
(iv) Nosodes;	Available
(v) Sarcodes;	Available
(vi) Imponderabilia;	Available
(vii) Synthetic sources.	Available
(i) Models in Department should be as follows: -	Available
(i) Potentiser;	Available
(ii) Triturator;	Available
(iii) Globule making pan.	Available
(e) Total number of specimens required are as follows:-	
(i) Vegetable: a) dry specimen-50;	165
b) Fresh or wet specimen-20;	Available
(ii) Animal - 10;	10
(iii) Chemical – 20.	20
(f) Herbal garden should have following:-	
(i) No. of species planted-30;	60
(ii) Plants on pots -30;	30
(iii) Adequate irrigation facility and training.	Yes


Principal
Panchasheel Homoeopathic
Medical College, Khamgaon

CIN: U24234WS1955PTCO22218



TELEPHONE : (033) 4066 4600 (033) 4063 0799
(033) 2350 9621 (033) 2350 5337
(033) 2360 3369 (033) 2360 2266

E-Mail : hapcoho@gmail.com
Website : www.hapco.co.in

HAHNEMANN PUBLISHING CO. PRIVATE LTD.

HOMOEOPATHIC PHARMACEUTISTS & PUBLISHERS

REGISTERED OFFICE & HEAD OFFICE :
165 BIPIN BEHARY GANGULY STREET, KOLKATA 700012

Ref.TS:74131

29 January 2025

REGISTERED

The Principal,
Homoeopathic Medical College & Hospital,
Nathplot, Khamgaon,
P.O. Khamgaon,
Dt. Buldana, 444303.

Dear Sir,

Referring to your letter reference No.Phmc/26/2025 dated 8.1.2025 we are sending herewith a Certificate of students visited our factory on 7.1.2025 as requested.

Assuring you of our best services at all times,



Encl.1
SD/TS

TS

Yours faithfully,
HAHNEMANN PUBLISHING CO.
PRIVATE LTD.

Mg. Director

Principal
Panchasheel Homoeopathic
Medical College, Khamgaon



HAHNEMANN PUBLISHING CO. PRIVATE LTD.

HOMŒOPATHIC PHARMACEUTISTS & PUBLISHERS

REGISTERED OFFICE & HEAD OFFICE :
165 BIPIN BEHARY GANGULY STREET, KOLKATA 700012

TO WHOM IT MAY CONCERN

This is to certify that the below mentioned total 107 students and teachers of Homoeopathic Medical College & Hospital, Nathplot, Khamgaon, P.O. Khamgaon, Dt. Buldana, 444303 visited our manufacturing unit on 7.1.2025 at Abdul Kuddus Road, Titagarh, Kolkata 700119 and went through different manufacturing process of preparation of Homoeopathic medicines and also through the herbal garden maintained in the factory premises:

- | | |
|-------------------------------------|------------------------------------|
| 1. Agrawal Megha Deepak | 31. Honmane Kalyani Govinda |
| 2. Akotkar Apeksha Ramdas | 32. Indasrao Harshada Vilas |
| 3. Arbat Rushika Surendra | 33. Ingle Monali Vijay |
| 4. Band Rasika Sanjay | 34. Jadhav Swati Sheshirao |
| 5. Bankar Vaishnavi Balasaheb | 35. Jagtap Shyam Santosh |
| 6. Barde Kalyani Manohar | 36. Jayalepatil Savari Mohan |
| 7. Bhargaonkar Aboli Vinod | 37. Jaybhaye Mansi Shivanand |
| 8. Bharad Changdev Kailas | 38. Joshi Saloni Sachin |
| 9. Bharti Punam Rajkumar | 39. Joshi Tejaswini Kusumakar |
| 10. Bihade Amol Dipak | 40. Jungari Sneha Hansraj |
| 11. Bilbile Komal Santosh | 41. Kadam Jayesh Pradeep |
| 12. Chaudhari Avinash Kashinath | 42. Kakde Roshni Mohan |
| 13. Choudhary Karishma Ramesh | 43. Kale Tanvi Anant |
| 14. Daberao Rupali Sudhakar | 44. Kamble Kapila Sarjerao |
| 15. Dachawar Om Santosh | 45. Kamdi Kamini Bhaskar |
| 16. Dalal Priya Prashant | 46. Kanade Abhishek Vilas |
| 17. Darakhshan Khatoon Mohd Rafeeqe | 47. Khan Tazeen Firdous Izaatullah |
| 18. Deshmukh Aniket Bhagvantrao | 48. Khandar Vaishnavi Gajanan |
| 19. Dhartarkar Amruta Nandkishor | 49. Khanderao Riddhi Govardhan |
| 20. Farhin Naz Farooque Khan | 50. Khatri Srushti Sandip |
| 21. Fokmare Abhay Pramod | 51. Khupse Shrutika Nandkishor |
| 22. Fundkar Rohini Sudhir | 52. Kolhe Madhuri Rajendra |
| 23. Gawai Maitrayee Prakash | 53. Kuchar Hariom Rameshwar |
| 24. Gawai Pratiksha Sudhir | 54. Lad Nikita Wasudeo |
| 25. Ghaiwat Vaishnavi Gajanan | 55. Mahajan Nandini Subhash |
| 26. Ghayal Manisha Rajeshwar | 56. Mahalle Pranav Rameshwar |
| 27. Gohite Vansh Prakash | 57. Maliye Kanak Santosh |
| 28. Gupta Nikita Pavankumar | 58. Mariya Anjum Mohd Arif Javed |
| 29. Hajare Neha Jagdish | 59. Mata Balprit Harish |
| 30. Hiwarkar Shweta Dilip | 60. Mitkari Snehal Anil |



Contd. on page 2

Subsales Depots: 157 Netaji Subhas Road, Kolkata • 65 Ashutosh Mukherjee Road, Kolkata

Factory : A. K. Road, Titagarh, Kolkata 700119

A GMP Certified ISO 9001 : 2015 Unit



DNV-GL



Principal

Panchasheel Homoeopathic
Medical College, Khamgaon

HAHNEMANN PUBLISHING CO. PRIVATE LTD.

Reference :

- | | |
|--------------------------------------|--|
| 61. Mohammad Azhar Mohammad Zakir | 85. Suradkar Sanket Pralhad |
| 62. Motghare Prachi Arun | 86. Surashe Diksha Vilas |
| 63. Paghrut Valshnavi Murlidhar | 87. Talekar Vishal Dnyaneshwar |
| 64. Pande Laxmi Murlidhar | 88. Tamgadge Suhani Kishor |
| 65. Pelagade Aditi Samirrao | 89. Tamhankar Kaustubh Mukund |
| 66. Rahate Neha Ashok | 90. Tasneem Iqbal Muhammad Aasif Iqbal |
| 67. Rathod Sachin Raju | 91. Tayade Akshay Subhash |
| 68. Raundale Pradnya Panjabrao | 92. Tompe Rohini Rameshwar |
| 69. Rindhe Prajakta Bhagwan | 93. Ubarhande Prerna Kanchankumar |
| 70. Rohma Kashaf Iqbal Husain | 94. Usra Fatema Abdul Javed |
| 71. Saba Firdous Mohd Mushtaque | 95. Uzef Khan Quayyum Khan |
| 72. Sadiya Firdous Musharraf Khan | 96. Vairale Arati Namdev |
| 73. Safiya Kausar Mohammad Mushtaque | 97. Waghmare Awantika Gajanan |
| 74. Salunke Yash Gopal | 98. Wande Vaibhav Ananta |
| 75. Samreen Naaz Feeroz Shah | 99. Wankhade Aarti Suresh |
| 76. Sangole Vijaya Ramdas | 100. Zade Tejas Giridhar |
| 77. Sargar Trupti Vilas | 101. Dr. Managla Kavishwar |
| 78. Sarkate Sakshi Ramkisan | 102. Dr. Viplav Kavishwar |
| 79. Shahu Sejal Prakash | 103. Dr. Sushil Verulkar |
| 80. Shaikh Sayeda Mohammed Nizam | 104. Dr. Nilima Wankhede |
| 81. Shelke Sakshi Arun | 105. Dr. Gulbakshi Mohokar |
| 82. Shimbre Shrushti Kishor | 106. Mr. Rajendra Mayur |
| 83. Shinde Shraddha Sunil | 107. Mr. Rajabhau Deshmukh |
| 84. Sinkar Tejasvini Bhagwan | |

29 January 2025



HAHNEMANN PUBLISHING CO.
PRIVATE LTD.

Mg. Director

Principal
Panchasheel Homoeopathic
Medical College, Khamgaon

PANCHASHEEL HOMOEOPATHI MEDICAL COLLEGE, KHAMGAON

List of Equipment as per specified in schedule I MSE - 2024

Department of Homoeopathic Materia Medica

No.	Name Of Chart	Quantity as per MSE 2024	Available
1	(a) Plant kingdom	10	10
2	(b) Animal kingdom	10	10
3	(c) Mineral kingdom	10	10
4	(d) Ophidia groups	5	5
5	(e) Spider family	2	2
6	(f) Nosodes	1	1
7	(g) Sarcodes	1	1
8	(h) Imponderabilia	1	1

No.	Name Of Chart	Quantity as per MSE 2024	Available
1	(a) Characteristics of acute remedies;	1	Available
2	(b) Characteristics of deep acting constitutional remedies;	1	Available
3	(c) Characteristics of rare medicine;	1	Available

(iii)Specimens: twenty-five different dry and wet specimens from all the kingdoms shall be kept in the Department.

PANCHASHEEL HOMOEOPATHI MEDICAL COLLEGE, KHAMGAON

List of Equipment as per specified in schedule I MSE - 2024

Department of Homoeopathic Materia Medica

Photograph of the following founder and contributors in the field of homoeop

No.	Name of Stalwart	Quantity as per MSE 2024	Available
1	Dr. Samuel Hahnemann	1	Available
2	Dr. J.T.Kent	1	Available
3	Dr. Constantine Hering	1	Available
4	Dr. T.F.Allen	1	Available
5	Dr. H.C.Allen	1	Available
6	Dr. Richard Hughes	1	Available
7	Dr. J.H.Clark	1	Available
8	Dr. M.L. Tyler	1	Available
9	Dr. William Boericke	1	Available
10	Dr. C. Dunham	1	Available
11	Dr. E.A.Farrington	1	Available
12	Dr. E.B.Nash	1	Available
13	Dr. B.K.Bose	1	Available
14	Local or regional homeopaths of reputation	1	Available

PANCHASHEEL HOMOEOPATHI MEDICAL COLLEGE, KHAMGAON

List of Equipment as per specified in schedule I MSE - 2024

Department of Homoeopathic materia Medica (PG Dept)

S. No.	Equipment and Materials	Quantity as per MSE 2024	Available
1	Desktop or Laptop	2	1
2	Liquid-crystal display Projector	1	
3	Round or Center table (for good	1	Available
	seating arrangements)		Available
4	Chairs	20	20
5	Notice board	1	1
6	External hard disc	1	1
7	Charts or Electronic Display	15	15
8	Books	5 sets	Available
9	X- Ray View Box	1	0
10	Poster presentations on Dissertations	Dissertations of last three academic years	Yes

(a)	List of Charts or Electronic Display,-	Yes
(i)	Science and Philosophy of Homoeopathic Materia Medica;	Yes
(ii)	Different approaches to study Homoeopathic Materia Medica;	Yes
(iii)	Periodic table;	Yes
(iv)	Pictorial – Three polychrest – one each from Plant, Animal, Mineral kingdom;	Yes
(v)	Nodoses – Any two medicines;	Yes
(vi)	Sarcode-One medicine;	Yes
(vii)	Group symptoms or study – Three groups ;	Yes
(viii)	Therapeutic of any three illness.	Yes



Principal
Panchasheel Homoeopathic
Medical College, Khamgaon

PANCHASHEEL HOMOEOPATHI MEDICAL COLLEGE, KHAMGAON

List of Equipment as per specified in schedule I MSE - 2024

Department of Pathology & Microbiology

No.	Name of the article	Quantity as per MSE 2024	Available
1	Hot air oven (50°c) for special standing	1	1
2	Centrifuge machine electric roto fix	2	2
3	Water bath (electric)	4	4
4	Glass ware	As required	Available
5	Beaker 100 ml	30 pcs	30 pcs
6	Glass cylinder 100 ml	30 pcs	30 pcs
7	Test tubes (6` × ½ ")	100 pcs	100 pcs
8	Test tubes (4" × ½ ")	100 pcs	100 pcs
9	Glass rods (1 feet)	30 pcs	30 pcs
10	Glass slides (microscopy)	200 pcs	200 pcs
11	Glass cover slip	300 pcs	300 pcs
12	Glass dropper	30 pcs	30 pcs
13	Conical flask	15 pcs	15 pcs
14	(a) Stains:-		
	(i) Leishman stain	As required	Available
	(ii) Buffer solution (iii) Deionized water		Available
	(b) Gram stain:-		Available
	(i) Crystal violet		Available
	(ii) Gram's iodine		Available
	(iii) Acetone		Available
	(iv) Safranin		Available
	(c) Ziehl-nelsen stain:-		Available
	(i) Carbol -fuchsin		Available
	(ii) Concentrated sulphuric acid		Available
	(iii) Methylene blue		Available
	(d) Heat & acetic acid test:-		Available
	For presence of albumin in urine		Available
(i) 96;% glacial acetic acid		Available	
(ii) Deionized water		Available	
(e) Benedict's qualitative test:-		Available	
For presence of sugar in urine		Available	
(i) benedict's qualitative reagent		Available	
(f) Rothera's test:-		Available	
For presence of ketone bodies in urine :		Available	
(i) Ammonium sulphate		Available	
(ii) Sodium nitroprusside		Available	
(iii) Liquor ammonia		Available	


Principal
 Panchasheel Homoeopathic
 Medical College, Khamgaon

	(g) Total WBC count:-		Available
	(i) WBC diluting fluid		Available
	(h) Total RBC count		Available
	(i) RBC diluting fluid		Available
	(i) Hemoglobin estimation by colorimeter		Available
	(ii) Drabkin,' s solution		Available
	(iii) Hb standard		Available
	(iv) N /10 hydrochloric acid (HCL) by acid (m)haematin method by sahli's		Available
	haemoglobinometer		Available
15	Blood grouping reagent anti a , anti b , anti d :		Available
16	For stool test for ova , parasite , cyst Lugol's iodine		Available
17	(a) Material for preparing media:-	As required	Available
	(i) Nutrient agar media;		Available
	(ii) Macconkey's media		Available
	(iii) Lowenstein jensen media (LJ media);		Available
	(iv) Sterile petri dish (glass or plastic);		Available
	(v) Nichrome wire loop holder;		Available
	(vi) Deionized water.		Available
18	(a) Materials required for histopathology :-		Available
	(i) Mechanical rotary microtome	1	Available
	(ii) Hot air oven	1	Available
	(iii) Water bath	1	Available
	(iv) Chemicals:	As required	Available
	(a) Acetone		Available
	(b) 2-propanol		Available
	(c) Xylene		Available
	(d) Dpxmountant		Available
	(e) Formaldehyde 37%		Available
	(f) Glycerol		Available
	(g) Formic acid 85%		Available
	(h) Papanicolaou solution		Available
	(i) Methylene blue		Available
			Available
	As required	Principal	Available

	(v) Cover glass slip : 22× 22mm /18×18mm		Available
	(b) Slide box		Available
	(c) Dropping bottle (d) Diamond pencil		Available
	(e) L mould		Available
	(f) Cassette		Available
	(g) Haematoxylin& eosin stain (h and e): powder		Available
	(h) Hcl 35% : 500ml		Available
	(i) Nitric acid : 500ml		Available
	(j) Slides		Available
	(k) Small forceps (tooth and without tooth) :2		Available
	(l) Steel scale		Available
	(m) Scissors		Available
	(n) Glass jar		Available
19	Incubator		2
20	Haemocytometer with RBC and WBC pipettes		25
21	Sahli's haemoglobinometer		25
22	Autoclave		2
23	Anaerobic apparatus		2
24	Stopwatch ½ sec		2
25	Ph meter	1	1
26	Microscopes with oil immersion lens, movable stage and condenser	45	25
27	High power centrifuge for serological/ haematological work	1	1
28	Westergren's pipette for Erythrocyte sedimentation rate estimation	10	10
29	Wintrobe haematocrit tube for Erythrocyte sedimentation rate and packed cell volume	10	10
30	Colony counter	1	1
31	Coplin jars	2	2
32	Computer with accessories	1	1
33	Colorimeter and auto analyzer	1	1
34	Elisa reader for serological test	1	0
35	Pathological specimens	25	25
36	Urinometer (other than mercury)	2	2

(a) Requirements in museum:-

- (i) Histopathology slides – 25;
(ii) Models – 20.

PANCHASHEEL HOMOEOPATHI MEDICAL COLLEGE, KHAMGAON

List of Equipment as per specified in schedule I MSE - 2024

Department of Practice of Medicine

No.	Name of the article	Quantity as per MSE 2024	Available
------------	----------------------------	---------------------------------	------------------

Requirements in museum :- (i) Charts or digital display or standees or photo panels (Charts shall be prepared by the students and record to be maintained in A4 size sheet also) of the following, namely:-

1	(a) Causes of breathlessness;		Available
2	(b) Types of murmur and associated clinical conditions;		Available
3	(c) Non-abdominal elements of Gastro intestinal examination;		Available
4	(d) Abnormal auscultation sounds in Gastro intestinal examination;		Available
5	(e) Glasgow coma scale;		Available
6	(f) Types of gait;		Available
7	(g) The cardiovascular system examination;		Available
8	(h) The respiratory system examination;		Available
9	(i) The abdominal examination;		Available
10	(j) The genitourinary system examination;		Available
11	(k) The nervous system examination;		Available
12	(l) Clinical examination in blood disorders;		Available
13	(m) Endocrine system examination;		Available
15	(n) Normal hematological and biochemical values;		Available
16	(o) Pulmonary function test study chart.		Available

(ii) Models of the following, namely:-

1	(a) Lung volumes;		Under Process
2	(b) Nail diseases;		Under Process
3	(c) Edema – types;		Under Process
4	(d) Cardiac valves – and murmurs;		Under Process
5	(e) Respiratory pathologies – differentiation;		Under Process
6	(f) Breath sounds –normal and abnormal;		Under Process
7	(g) Added sounds – pathologies;		Under Process
8	(h) Trachea – shifting, causes and differentiation;		Under Process
9	Circle of Willis – pathologic association with cerebral blood vessels and differentiation;		Under Process
10	(j) Nephrotic and nephritic syndrome – clinical differentiation;		Under Process
11	(k) Right heart failure v/s left heart failure.		Under Process


Principal
Panchasheel Homoeopathic
Medical College, Khamgaon

No.	Name of the article	Quantity as per MSE 2024	Available
(iii) X-ray films of the following, namely:-			
1	(a) Chest		Available
2	(i) Normal chest;		Available
3	(ii) Interstitial lung disease;		Available
4	(iii) Atelectasis of lung;		Available
5	(iv) Segmental and lobar opacities of lung;		Available
6	(v) Multifocal ill-defined opacities;		Available
7	(vi) Diffuse fine nodular opacities;		Available
8	(vii) Nodules and masses in lung;		Available
9	(viii) Solitary or multiple lucent lesions of lung;		Available
10	(ix) Pneumothorax;		Available
11	(x) Pleural effusion or hemothorax or empyema;		Available
12	(xi) Emphysema;		Available
13	(xii) Cardiomegaly.		Available
14	(b) Abdomen		Available
15	(i) Intraperitoneal air;		Available
16	(ii) Bowel obstruction;		Available
17	(iii) Stones;		Available
18	(iv) Pancreatic calcifications.		Available
19	(c) Intravenous pyelogram		Available
20	(d) Cervical spine and lumbar spine		Available
21	(e) Knee and ankle		Available
22	(iv) Computed Tomography scan of the head:-		Available
23	(a) Haemorrhage – intra-parenchymal, subarachnoid, subdural, epidural;		Available
24	(b) Trauma;		Available
25	(c) Stroke – ischemic, haemorrhage;		Available
26	(d) Mass effect;		Available
27	(e) Hydrocephalus.		Available
28	(v) Computed Tomography scan of chest and thorax		Available
(vi) Reports:-			
1	(a) Endoscopy report;		Available
2	(b) Colonoscopy report.		Available
(vii) Instruments:-			
1	(a) Forceps or adson;		Available
2	(b) Forceps or brain tissue or forceps or debakey or sponge;		Available
3	(c) Clamp or bulldog or crafoord or hemostat or Kelly;		Available
4	(d) Tracheostomy tube;		Available
5	(e) Ryles tube;		Available
6	(f) Bone marrow biopsy needle;		Available
7	(g) Liver biopsy needle;		Available
8	(h) Red rubber catheter;		Available
9	(i) Spirometer – hand held;		Available
10	(j) Electrocardiogram machine.		Available

PANCHASHEEL HOMOEOPATHI MEDICAL COLLEGE, KHAMGAON

List of Equipment as per specified in schedule I MSE - 2024

(5) Department of practice of medicine (P.G Dept)

S. No.	Equipment and Materials	Quantity	Available
1	Desktop or Laptop	2	1
2	Liquid-crystal display Projector	1	1
3	Round or Center table (for good seating arrangements)	1	1
4	Chairs	20	20
5	Notice board	1	1
6	External hard disc	1	1
7	Charts or Electronic Display	15	15
8	Medical equipment for clinical training	As per requirement	Available
9	X- Ray View Box	1	1
10	Books	5 sets	Available
11	Poster presentations on Dissertations	Dissertations of last three academic years	Available

(a) List of Charts or Electronic Display,–

(i)	Peripheral Nerve Evaluation axis and its components;	Available
(ii)	Bronchopulmonary Sequestration model and concept of Causation;	Available
(iii)	Dermatomes and peripheral Nerve supply ;	Available
(iv)	Susceptibility and various parameters;	Available
(v)	Hormonal Assay and its interpretation;	Available
(vi)	American association of Rheumatology criteria of diagnosis of Rheumatoid Arthritis	Available
(vii)	Abnormal electrocardiogram findings in various Cardiovascular pathologies;	Available
(viii)	Miasm and its characteristic expressions;	Available
(ix)	World Health Classification of Diabetes Mellitus;	Available
(x)	Primary and secondary skin lesions;	Available
(xi)	Difference between Cardiac and respiratory dyspnea;	Available
(xii)	Types of hypersensitivity Reactions;	Available
(xiii)	Materia medica therapeutics of Renal colic;	Available
(xiv)	Materia medica therapeutics of Dyspnea;	Available
(xv)	Materia medica therapeutics of fever.	Available


 Principal
 Panchasheel Homoeopathic
 Medical College, Khamgaon

PANCHASHEEL HOMOEOPATHI MEDICAL COLLEGE, KHAMGAON

List of Equipment as per specified in schedule I MSE - 2024

Department of Surgery

No.	Name of the article	Quantity as per MSE 2024	Available
1	Allis tissue forceps	Minimum 2	2
2	Curved allis	Minimum 2	2
3	Mosquito forceps	Minimum 1	1
4	Tooth forceps	Minimum 4	4
5	Chittal forceps	Minimum 1	1
6	Needle holder	Minimum 1	1
7	Sponge holding forceps	Minimum 1	1
8	Allis	Minimum 1	1
9	Simple forceps	Minimum 2	2
10	Rubber catheter	Minimum 2	2
11	Folley's catheter	Minimum 2	2
12	Cannula	Minimum 4	4
13	Tracheal tube	Minimum 2	2
14	Straight scissor	Minimum 4	4
15	Artery forceps	Minimum 4	4
16	Scissors	Minimum 4	4
17	Proctoscope	Minimum 4	4
18	Suture material	As required	Available
19	Dressing material	As required	Available
20	Ryle's tube	Minimum 4	4
21	Catheter	Minimum 4	4
22	Dressing tray	Minimum 1	1
23	Kidney tray	Minimum 4	4
24	Tray	Minimum 4	4
25	Dressing drum	Minimum 1	1
26	Auroscope	Minimum 3	3
27	Stethoscope	Minimum 4	4
28	Measuring tape	Minimum 4	4
29	Hammer	Minimum 4	4
30	Ophthalmoscope	Minimum 1	1
31	Tenometer	Minimum 1	1
32	Dental instruments	Minimum 1	1
33	ENT instruments	Minimum 1	1
34	Infant feeding tube	Minimum 1	1
35	Laryngoscope	Minimum 1	1
36	Retractor	Minimum 5	5
37	Sim's speculum	Minimum 5	5

Principal

No.	Name of the article	Quantity as per MSE 2024	Available
	(a) Requirements in museum:- (i) Charts or Digital display or standees or photo panel (Charts shall be prepared by the students and record to be maintained in A4 size sheet also) of the following, namely:-		Available
	(b) Types of ulcer or classification of ulcer;		Available
	(c) Tumor classification;		Available
	(d) Hernia classification;		Available
	(e) Types of injury;		Available
	(f) Sinus and fistula;		Available
	(g) Classification of burns and Rule of Nine in burns;		Available
	(h) Types of hemorrhage;		Available
	(i) Varicose vein;		Available
	(j) Types of shock;		Available
	(k) Peptic ulcer;		Available
	(l) Acute appendicitis;		Available
	(m) Acute pancreatitis;		Available
	(n) Acute intestinal obstruction;		Available
	(o) Acute cholecystitis with cholelithiasis;		Available
	(p) Differential diagnosis of acute abdomen;		Available
	(q) Causes of abdominal pain according to the region of abdomen;		Available
	(r) Renal stone types;		Available
	(s) Remedies of renal stone;		Available
	(t) Inguinoscrotal swelling types;		Available
	(u) Types of fracture;		Available
	(v) Remedies of injuries;		Available
	(w) Glasgow's coma scale;		Available
	(x) Types of neck swelling;		Available
	(y) Instruments in surgery.		Available
	(ii) The following list of specimen, namely:-		Available
	(a) Lipoma;		Available
	(b) Cyst;		Available
	(c) Corn;		Available
	(d) Transurethral resection of the prostate;		Available
	(e) Cholecystectomy;		Available
	(f) Appendix;		Available
	(g) Ganglion;		Available
	(h) Renal stones treated by homoeopathy;		Available
	(i) Bladder stone;		Available
	(j) X-ray of fracture;		Available
	(k) X-ray of Intestinal Obstruction, Sinusitis, Osteoarthritis Knee, Spondylosis and Spondylolisthesis;		Available
	(l) X-ray of pneumonia, Emphysema and Bronchiectasis.		Available

PANCHASHEEL HOMOEOPATHI MEDICAL COLLEGE, KHAMGAON

List of Equipment as per specified in schedule I MSE - 2024

Department of Gynecology and Obstetrics

No.	Name of the article	Quantity as per MSE 2024	Available
1	Sim's speculum	1	4
2	Cusco's speculum	1	5
3	Anterior vaginal wall retractor	1	2
4	Cervical dilators	1	4
5	Simple rubber catheter	1	1
6	Uterine curette	1	3
7	Sponge holding forceps	1	3
8	Allis tissue forceps	1	1
9	Artery forceps	1	1
10	Doyen's retractor	1	1
11	Babcock's forceps	1	1
12	Needle holder	1	2
13	Toothed forceps	1	1
14	Non toothed forceps (plane forceps)	1	2
15	Episiotomy scissors	1	2
16	Mayo's scissors	1	1
17	Towel clip	1	1
18	Vulsellum	1	1
19	Cord clamps	1	1
20	Obstetric forceps	1	1
21	Foley's catheter	1	1

A
Principal
Panchasheel Homoeopathic
Medical College, Khamgaon

(i) Specimen required in the department are as detailed below, namely: -

No.	Specimen	No. required	Available
1	Normal uterus with cervix	1	Not-Available
2	Placenta with foetal membranes	1	1
3	Uterine fibroid	1	1
4	Simple ovarian cyst	1	Not-Available
5	Chocolate cyst	1	Not-Available
6	Abortus	1	10

(ii) Models required in the department are as detailed below, namely:-

S.No.	Model	No. required	Available
1	Dummy pelvis	1	1
2	Dummy baby	1	1
3	Labor maneuver	1	1
4	Foetal skull	1	1


Principal
Panchasheel Homoeopathic
Medical College, Khamgaon

PANCHASHEEL HOMOEOPATHI MEDICAL COLLEGE, KHAMGAON

List of Equipment as per specified in schedule I MSE - 2024

Department of Community Medicine

No.	Name of the article	Quantity as per MSE 2024	Available
1	Barometer (fortin)	1	1
2	Lactometer	1	1
3	Alcoholmeter	1	Under Process
4	Water purifier (having ro, uv, tds regulator)	1	1
5	Total dissolved solids (tds) meter	2	Under Process
6	Glucometer	2	Under Process
7	Air quality monitor	2	Under Process
8	Mid upper arm circumference measuring tape	5	Under Process
9	Display: Immunization, community programme health, other family welfare programmes, bio-statistics and research methodology models,	As required	Available
	sociology related information on display.		
10	Refrigerator	2	1
11	Hydrometer spirit-	2	1
12	Hydrometer milk	2	1
13	Weighing machine adult	3	3
14	Salter's baby weighing machine	2	2
15	Harpenden skinfold caliper	2	Under Process
16	Height measuring stand	2	Under Process
17	Catalogue on methods of various experiments conducted in practical, field visits, and synopsis on other related topics.	2	Under Process
			Under Process
18	Horrock's apparatus (for estimating bleaching powder need for water disinfection)	2	Under Process
19	Chloroscope(for checking the residual chlorine in drinking water)	2	Under Process

	(a) Requirements in museum:- (i) Models of the following, namely:-	
	(a) Slow sand model;	Available
	(b) Rapid sand model;	Available
	(c) Sanitary well model;	Available
	(d) Insanitary well model;	Available
	(e) Research cum action latrine model;	Available
	(f) Septic tank latrine model;	Available
	(g) Life cycle of 4 types of mosquito model;	Under Process
	(h) Life cycle of malaria parasite model;	Under Process
	(i) Life cycle of filaria model;	Under Process
	(j) Smokeless chullah;	Available
	(k) Life cycle of important Helminthes;	Under Process
	(l) Ideal well model.	Available
	(ii) Chart or Digital display or standee or photo panel and diagrams (Charts shall be prepared by the students and record to be maintained in A4 size sheet also) of the following, namely:-	
	(a) Concept of health and disease;	Available
	(b) Epidemiology of communicable diseases;	Available

(c)	Immunization and immunization schedule;	Available
(d)	Homoeoprophylaxis;	Available
(e)	Demography and family planning;	Available
(f)	Health information and biostatistics;	Available
(g)	Non-communicable disease;	Available
(h)	Information, education, communication and counselling;	Available
(i)	Diet, nutrition and nutritional problems and programme;	Available
(j)	National health programmes;	Available
(k)	International health agencies;	Available
(l)	Noise, light, radiation and meteorology;	Available
(m)	Environmental sanitation, latrine;	Available
(n)	Water and sewage treatment;	Available
(o)	Bio-medical waste management;	Available
(p)	Wand washing, standard precaution, personal protective equipment;	Available
(q)	Medical entomology;	Available
(r)	Occupational health;	Available
(s)	Smoking, alcoholism & drug addiction;	Available
(t)	Health administration and health care delivery system;	Available
(u)	Energy requirement and energy utilization;	Available
(v)	Important days and weeks of public health;	Available
(w)	Screening of diseases;	Available
(x)	Other material concerning communicable diseases, diet, prophylactics, National health programmes.	Available
(y)	Research Methodology and Biostatistics charts or Digital display or standees or photo panel of the following, namely:-	Available
(i)	Care guidelines check list;	Available
(ii)	International standards for clinical trial registries;	Available
(iii)	Clinical study reports;	Available
(iv)	Good clinical practices;	Available
(v)	Pharmacovigilance.	Available
(iii)	Statistical software.	Under Process
(iv)	The following visit required for homoeopathic undergraduate students and proper record of each visit shall be maintained, namely:-	Visited
(a)	Water treatment plant;	Visited
(b)	Milk pasteurisation plant;	Visited
(c)	Primary health center;	Visited
(d)	Sub-center or anganwadi center;	Visited
(e)	Old age home;	Under Process
(f)	Industrial units;	Visited
(g)	Infectious disease Hospital;	Under Process
(h)	Health mela or health check-up camp;	Visited
(i)	Rehab center for physical and mental disabilities;	Under Process
(j)	Mental health facility including remand home, asylum, child care cen	Under Process

PANCHASHEEL HOMOEOPATHI MEDICAL COLLEGE, KHAMGAON

List of Equipment as per specified in schedule I MSE - 2024

Department of Repertory

No.	Name of the article	Quantity as per MSE 2024	Available
	(i) Fifteen charts or digital display or standees or photo panel on repertory shall be provided on following topics. Charts shall be prepared by the students and record to be maintained in A4 size sheet also:-		
1	(a) Case taking and repertory.	1	1
2	(b) Definition of repertory, its need and uses;	1	1
3	(c) Evolution of repertories;	1	1
4	(d) Process of cross repertorization;	1	1
5	(e) Boenninghausen evaluation order of symptoms or approach;	1	1
6	(f) Kent's evaluation order of symptoms or approach;	1	1
7	(g) Boger's evaluation order of symptoms or approach;	1	1
8	(h) Kent's repertory editions;	1	1
9	(i) Card repertories;	1	1
10	(j) Repertorial syndrome and potential differential field;	1	1
11	(k) Conceptual image;	1	1
12	(l) Regional repertories;	1	1
13	(m) Repertory software;	1	1
14	(n) Analysis and evaluation of symptoms;	1	1
15	(o) Classification of repertories;	1	1
16	(p) Kent's Repertory Of Homoeopathic Maeria Medica	1	1
17	(q) Boger Boenninghausen's Characteristics & Repertory	1	1
18	(r) Boenninghausen's Therapeutic Pocket Book	1	1


Principal
Panchasheel Homoeopathic
Medical College, Khamgaon.

(a) Photograph of the following founder and contributors in the field of homoeopathy repertory mentioning the date of birth or death and brief sketch shall be displayed as per the following Table, namely: -

TABLE

S.No.	Name of Stalwart	Quantity as per MSE 2024	Available
1	Dr. Samuel Hahnemann	1	1
2	Dr. J.T.Kent	1	1
3	Dr. C.V. Boenninghausen	1	1
4	Dr. C.M.Boger	1	1
5	Dr.G.H.Jahr	1	1
6	Dr.S.R.Phatak	1	1
7	Dr.Jugal Kishore	1	1
8	Dr.Ramanlal P Patel	1	1
9	Dr. Frederik Schroyens	1	1
10	Dr. Roger van Zandvoort	1	1
11	Dr. Robin Murphy	1	1
12	Dr.D.P.Rastogi	1	1
13	Local or regional homoeopaths of reputation	1	1


Principal
Panchasheel Homoeopathic
Medical College, Khangaon

PANCHASHEEL HOMOEOPATHI MEDICAL COLLEGE, KHAMGAON

List of Equipment as per specified in schedule I MSE - 2024

Department of homoeopathic repertory and case taking (PG Dept)

S. No.	Equipment and Materials	Quantity	Available
1	Desktop or Laptop	5	5
2	Liquid-crystal display Projector	1	1
3	Round or Center table	1	1
4	Chairs	20	20
5	Notice board	1	1
6	External hard disk	1	1
7	Charts or Electronic Display	15	51
8	Homoeopathic Repertory Software (Preferably multiuser)	5	5
9	X- Ray View Box	1	0
10	Poster presentations on Dissertations	Dissertations of last three academic years	Available
11	Books	5 sets	Available

(i)	Evolution of Repertories;	Available
(ii)	Repertorial approaches- J.T.Kent;	Available
(iii)	Repertorial approaches -C.Von.Boenninghausen;	Available
(iv)	Repertorial approaches –C.M.Boger;	Available
(v)	Concept of Key note Symptoms;	Available
(vi)	Non reportorial approach – Structurisation;	Available
(vii)	Card Repertories;	Available
(viii)	Repertorial syndrome and Potential differential field;	Available
(ix)	Meaning of Rubric and Sub Rubric;	Available
(x)	General concepts of Repertorisation;	Available
(xi)	Repertory and Repertorisation;	Available
(xii)	Regional Repertories;	Available
(xiii)	Computer Software;	Available
(xiv)	Case- Taking and Repertory;	Available
(xv)	Analysis and Evaluation of Symptoms;	Available
(xvi)	Classification of repertory.	Available

Principal
Panchasheel Homoeopathic
Medical College, Khamgaon

PANCHASHEEL HOMOEOPATHI MEDICAL COLLEGE, KHAMGAOI**List of Equipment as per specified in schedule I MSE - 2024****(6)Department of pediatrics**

S. No.	Equipment and Materials	Quantity	Available
1	Desktop or Laptop	2	1
2	Liquid-crystal display Projector	1	1
3	Round or Center table (for good seating arrangements)	1	1
4	Chairs	20	20
5	Notice board	1	1
6	External hard disc	1	0
7	Charts or Electronic Display	13	29
8	Medical instruments and equipment for clinical training in pediatrics	As per requirement	Available
9	X -Ray View Box	1	1
10	Books	5 sets	Available
11	Poster presentations on Dissertations	Dissertations of last three academic years	Available
(a)	List of Models and Charts or Electronic Display,-		Not-Available
(i)	Models:-		Not-Available
(a)	Breast model;		Not-Available
(b)	Nutrition model;		Not-Available
(c)	Developmental model;		Not-Available
(d)	Training mannequins or dummies;		Not-Available
(e)	Mannequins or dummies for training - Cardiopulmonary resuscitation, Intravenous cannula insertion.		Not-Available
(ii)	Charts or Electronic Display:-		
(a)	Common deficiency Charts or Electronic Display – macro and micronutrients – protein energy malnutrition, obesity, rickets, scurvy;		Available
(b)	Complementary feeding chart;		Available
(c)	Common congenital anomalies chart with images;		Available
(d)	Pedigree chart ;		Available
(e)	World Health Organisation growth Charts or Electronic Display;		Available
(f)	Appearance, Pulse, Grimace, activity, and respiration score;		Available
(g)	Grades of dehydration;		Available
(h)	Grades of dyspnea;		Available
(i)	Electrolyte imbalance;		Available
(j)	Common anthropometry formulae in Pediatrics;		Available
(k)	Common constitutional remedy pictures of children with		Available
(l)	Common disease conditions in children with images – measles,		Available
(m)	Two clinical conditions with detail clinicopathological		Available

PANCHASHEEL HOMOEOPATHI MEDICAL COLLEGE, KHAMGAON

List of Equipment as per specified in schedule I MSE - 2024

Department of Yoga for Health Promotion

No.	Name of the article	Quantity as per MSE 2024	Available
1	Weighing machine	1	1
2	Height chart	1	1
3	Blood pressure instrument	1	1
4	Stethoscope	1	1
5	Torch	1	1
6	Hammer	1	1
7	Patient record register	1	1
8	Case taking Performa	as required	Available
9	Diet chart pad	as required	Available
10	Yoga mat	35	35
11	Yoga stretching belt	10	10
12	Yoga exercise ball	5	5
13	Belly twister	2	2
14	Fitness cycle	1	1
15	Palm ball	5	5


Principal
Panchasheel Homoeopathic
Medical College, Khamgaon

PANCHASHEEL HOMOEOPATHI MEDICAL COLLEGE, KHAMGAON

List of Equipment as per specified in schedule I MSE - 2024

Department of Yoga for Medical Education Technology Unit

No.	Name of the article	Quantity as per MSE 2024	Available
1	Smart board	1	1
2	Computer with latest	2	5
3	Round tables	2	2
4	Chairs	10	10
5	Printer and scanner	1 each	1 each
6	Overhead projectors	1	1
7	Books and journals on Medical	10 copies	10
8	Stationary	As required	Available


Principal
Panchasheel Homoeopathic
Medical College, Khamgaon