

Panchasheel Homoeopathic Shikshan Prasarak Mandal's

HOMOEOPATHIC MEDICAL COLLEGE & HOSPITAL, KHAMGAON.

Add. Nathplot, Khamgaon, Dist. Buldana.
Pin - 444 303 (Maharashtra)
Contact us : Office M.9422883001
Hosp.(07263) 252360



Dr.Ajinkya V. Kavishwar
M.D.(Homoeopath)
Principal
Contact 9822567483, 9890858938

Recognised by National Commission for Homoeopathy, Govt. of India. Under the Ministry of Ayush, New Delhi & Govt. of Maharashtra. Affiliated to Maharashtra University of Health Sciences, Nashik.


URL : <http://www.phomoeocollege.com> | email : principal@phomoeocollege.com | contact@phomoeocollege.com

B- Teaching Department Details

Departmental Availability of area in sq.mt as per intake capacity &MES-2024

1	Human Anatomy: <ul style="list-style-type: none">Departmental room for teaching staff with dissection hall storage for cadaver, museum and facility for Histology demonstrationAnatomy ActAvailability of Equipment as specified in Schedule I of MES-2024	Yes 281.14 Sq.Mt.	
2	Human Physiology including Biochemistry <ul style="list-style-type: none">Departmental room- teaching staffPhysiology laboratory/ Biochemistry laboratoryMuseum and demonstration roomAvailability of Equipments as specified in Schedule I of MES-2024	Yes 206.97 Sq.Mt.	
3	Organon of Medicine with Homoeopathic Philosophy (UG & PG) <ul style="list-style-type: none">Department roomMuseum (History of Medicine) cum demonstration roomPG Student discussion roomPG Teaching faculty roomDepartmental LibraryAvailability of Educational material as specified in Schedule I of MES-2024	Yes 96.64 Sq.Mt.	
4	Homoeopathic Pharmacy (UG & PG) <ul style="list-style-type: none">Department roomLaboratory/ Spirit & Alcohol licenseMuseum cum demonstration roomHerbal gardenPG Student discussion roomPG Teaching faculty roomDepartmental LibraryAvailability of Equipments as specified in Schedule I of MES-2024	Yes 107.91 Sq.Mt.	
5	Homoeopathic Materia Medica (UG & PG) <ul style="list-style-type: none">Department roomMuseum cum demonstration roomPG Student discussion roomPG Teaching faculty roomDepartmental Library/Dry & wet specimenAvailability of Educational material as specified in Schedule I of MES-2024	Yes 97 Sq.Mt.	




Principal
Panchasheel Homoeopathic
Medical College, Khamgaon

HOMOEOPATHIC MEDICAL COLLEGE & HOSPITAL, KHAMGAON.

Add. Nathplot, Khamgaon, Dist. Buldana.
Pin - 444 303 (Maharashtra)
Contact us : Office M.9422883001
Hosp.(07263) 252360




Dr.Ajinkya V. Kavishwar
M.D.(Homoeopath)
Principal
Contact 9822567483, 9890858938

Recognised by National Commission for Homoeopathy, Govt. of India. Under the Ministry of Ayush, New Delhi & Govt. of Maharashtra. Affiliated to Maharashtra University of Health Sciences, Nashik.

URL : <http://www.phomoeocollege.com> | email : principal@phomoeocollege.com | contact@phomoeocollege.com

*B- Teaching Department Details***Departmental Availability of area in sq.mt as per intake capacity &MES-2024**

6	Pathology and Microbiology <ul style="list-style-type: none"> Department room Laboratory Museum cum demonstration room Departmental Library Availability of Equipment as specified in Schedule I of MES-2024 	Yes 175 Sq.Mt.	
7	Forensic Medicine and Toxicology <ul style="list-style-type: none"> Department room Act copies Museum cum demonstration room Visit Details Departmental Library Availability of Equipment as specified in Schedule I of MES-2024 	Yes 104.23 Sq.Mt.	
8	Practice of Medicine (UG & PG) <ul style="list-style-type: none"> Department room Museum come demonstration room Clinical discussion room PG Student discussion room PG Teaching faculty room Departmental Library Availability of Equipment as specified in Schedule I of MES-2024 	Yes 75 Sq.Mt.	
9	Surgery <ul style="list-style-type: none"> Department room Clinical discussion room Museum cum demonstration room Departmental library Availability of Equipment as specified in Schedule I of MES-2024	Yes 77 Sq.Mt.	
10	Gynecology and Obstetrics <ul style="list-style-type: none"> Department room Clinical discussion room Museum cum demonstration room Departmental library Availability of Equipment as specified in Schedule I of MES-2024	Yes 87.27 Sq.Mt.	
11	Community Medicine, Research Methodology & Biostatistics <ul style="list-style-type: none"> Department room Museum cum demonstration room Departmental Library Visit Details Village Adoption details PG Student discussion room PG Teaching faculty room Availability of Equipment as specified in Schedule I of MES-2024	Yes 100 Sq.Mt.	



Principal
Panchasheel Homoeopathic
Medical College, Khamgaon

Panchasheel Homoeopathic Shikshan Prasarak Mandal's

HOMOEOPATHIC MEDICAL COLLEGE & HOSPITAL, KHAMGAON.

Add. Nathplot, Khamgaon, Dist. Buldana.
Pin - 444 303 (Maharashtra)
Contact us : Office M.9422883001
Hosp.(07263) 252360



Dr. Ajinkya V. Kavishwar
M.D. (Homoeopath)
Principal
Contact 9822567483, 9890858938

Recognised by National Commission for Homoeopathy, Govt. of India. Under the Ministry of Ayush, New Delhi & Govt. of Maharashtra. Affiliated to Maharashtra University of Health Sciences, Nashik.


URL : <http://www.phomoeocollege.com> | email : principal@phomoeocollege.com | contact@phomoeocollege.com

B- Teaching Department Details

Departmental Availability of area in sq.mt as per intake capacity & MES-2024

12	Homoeopathic Repertory & Case Taking (UG & PG) <ul style="list-style-type: none">Department roomMuseum cum demonstration roomPG Student discussion roomPG Teaching faculty roomComputer Laboratory with software detailsDepartmental Library Availability of Educational material as specified in Schedule I of MES-2024	Yes 75 Sq.Mt	
13	Pediatrics (PG Subject) <ul style="list-style-type: none">Department roomMuseum cum demonstration roomPG Student discussion roomPG Teaching faculty roomDepartmental LibraryAvailability of Equipment as specified in Schedule I of MES-2024	Yes 65 Sq.Mt.	
14	Psychiatry (PG Subject) <ul style="list-style-type: none">Department roomMuseum cum demonstration roomPG Student discussion roomPG Teaching faculty roomDepartmental LibraryAvailability of Equipment as specified in Schedule I of MES-2024	NA	
15	Dermatology (PG subject) <ul style="list-style-type: none">Department roomMuseum cum demonstration roomPG Student discussion roomPG Teaching faculty roomDepartmental LibraryAvailability of Equipment as specified in Schedule I of MES-2024	NA	
16	Yoga for Health Promotion <ul style="list-style-type: none">Space for Yoga Instructor, Supporting staff & Equipment Availability of Equipment as specified in Appendix 10 of MES-2024	100.8 Sq. Mt.	
17	Medical Education Technology Unit <ul style="list-style-type: none">Space for Teachers & Supporting staff Availability of Equipment as specified in Appendix 11 of MES-2024	40. Sq. Mt.	





Principal
Panchasheel Homoeopathic
Medical College, Khamgaon

A. TEACHING DEPARTMENTS

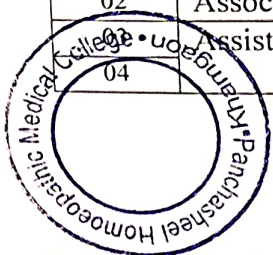
Department wise specific requirements

DEPARTMENT OF HUMAN ANATOMY				
Details of items of Equipment - NCH(MES) Regulations etc available as per Schedule Regulations,				
Space for teachers and supporting staff, demonstration room, laboratories, museum and departmental library-175 sq. mtr.				
1. License as per Anatomy Act, 1949.-				
Sr. No	Items	Available in Number	Verified	
i.	Medical institutions shall have license issued under section 4 of the Anatomy Act, 1949 to procure or receive the unclaimed bodies or donated bodies of deceased persons for the purpose of anatomical examination and dissection.	03		
ii.	Anatomy Act shall be displayed in anatomy lab of medical institution.	01		
iii.	Register and documents of cadaver including death certificate or register updated with entries of bodies duly attested by the principal or head of department shall be maintained by medical institution.	03		
iv.	There shall be provision to discard waste part of dissection or in case of putrefaction of body or parts. Medical institutions shall get permission from local police or <i>sarpanch</i> for the disposal of dissected parts to burn out at nearby crematorium	Available		
v.	Medical institutions shall keep provision for medical waste disposal or incinerator in laboratory	Available		
2.	There shall be well ventilated dissection hall with wash basin and storage for cadaver in every medical institution.	Available		
3.	Requirements in Museum:			
Department shall have models, specimens, bone set, articulated skeletons histology and embryology models or slide for demonstration.				
Sr. No	Items	Required	Available	Verified
3.1.	No. of models	20	49	
3.2.	No. of charts or Digital display or standees or photopanel (Charts are to be prepared by the students and record are to be maintained in A4 Size sheet also.)	30	60	
3.3.	Histology slides	50	150	
3.4.	Soft part of all viscera- system wise	25	53	
3.5.	Bones		06 Sets	
	Complete bone set (03 male and 03 female)	06	03 male and 03 female	





Principal
Panchasheel Homoeopathic
Medical College, Khamgaon


	Articulated & dis-articulated skeletons	02	02	
3.6.	Sample of X—ray films, MRI, CT scan, USG reports for applied anatomy	25	28	
3.7.	Journal		Available	
	Histology journal- details of all histology slides and organ slides	-	Available	
	Gross anatomy journal	-	Available	
4.	List of equipment required for Anatomy Lab			
Sr. No	Items	Required	Available	Verified
4.1.	Dissection tables with marble tops or stainless steel (6'x'1'x2'x3')	4	06	
4.2.	Stretcher- steel top (6'x'2'x3')	1	01	
4.3.	Dissection set complete	2	02	
4.4.	Tray (steel)-for instruments or demonstration of specimen	2	02	
4.5.	Saw for sectioning body and limbs	1	01	
4.6.	Storage tanks to hold cadavers			
	Plastic or metal or concrete	02	02	
	Containers (glass) for viscera and dissected parts-for demonstration	02	04	
4.7.	Embalming materials			
	Cannula	02	02	
	IV tubes	02	02	
	Formalin holding tub	02	02	
	Syringe needles	02	02	
	Nylon thread	02	02	
4.8.	Microscope (medical)	35	35	
4.9.	Revolving stools –metal or wood	35	40	
4.10.	X-ray viewing box	01	01	
4.11.	Chemicals (embalming and soft part preservation)			
	Formalin	As Required	50 Liter	
	Glycerin		100 ml	
	Sodium chloride		500 ml	
4.12.	Cadaver: (Cadaver and dissected body part shall be applicable after Letter of Intent given to the medical institution)	02	03	
5.	Details of Teaching Faculty			
Sr. No	Designation	Name of faculty		Verified
Teaching Staff				
01	Professor	Dr. Sayed Fasiuddin Sayed Zafaruddin		
02	Associate Professor	Dr. Gajanan Shrikrishna Gawande		
03	Assistant Professor	Dr. Pratik Shrikrushna Zade		
04		Dr. Bore Karishna Kailas		




Principal
Panchashheel Homoeopathic
Medical College, Khamsaon

Non-teaching Staff			
01	Laboratory Attendant	Mr. Rajabhai Vasantrao Deshmukh	
02	Cadaver assistant	Mr. Kuldip Ramesh Jariya	
03	Multi-tasking staff	Mr. Laxman Babu Tambole	




Principal
Panchashree Homoeopathic
Medical College, Kharangaon

PANCHASHEEL HOMOEOPATHIC SHIKSHAN PRASARAK MANDAL'S HOMOEOPATHIC MEDICAL COLLEGE, KHAMGAON

DEPARTMENT OF HUMAN PHYSIOLOGY & BIOCHEMISTRY				
Details of items of Equipment - NCH(MES) Regulations etc. available as per Schedule Regulations,				
S No	Items	Required	Available in number	Verified
Space for teachers and supporting staff, demonstration room, laboratories, museum and departmental library-175 sq. mtr.				
1	For human experiments:			
1)	Medical microscope with oil immersion	25	25	
2)	Equipment for Erythrocyte sedimentation rate estimation or westergren's pipette for Erythrocyte sedimentation rate on stand	25 (with spare pipettes)	30	
3)	Haematocrit tubes	35	35	
4)	Sahli's haemoglobinometer	35	35	
5)	Haemocytometer	25	25	
6)	Sphygmomanometer	25	25	
7)	Stethoscope	25	25	
8)	Clinical thermometer (digital or mercury)	25	25	
9)	Knee hammer	25	25	
10)	Tuning forks to test hearing (32-10000 hzs)	1 set	01 set	
11)	Electrocardiograph (ECG machine)	1	01	
12)	Electronic stop watches 1/10 sec.	04	04	
13)	Glass distillation (double) apparatus	01	01	
14)	Centrifuge	01	01	
15)	Colorimeter (photo electric)	02	02	
16)	Ph meter electric	02	02	
17)	Color perception lantern (edridge green)	01	01	
18)	Educational compact disc, digital video disc, films, slides, models with audio visual aids	As required	Available	
19)	Perimeter	01	03	
20)	Spirometer	01	02	
21)	Tonometer	01	01	
22)	Handgrip dynamometer	01	01	





Principal
Panchasheel Homoeopathic
Medical College, Khamgaon

23	Bicycle ergometer	01	01	
2	Details of Teaching Faculty			
Teaching Staff				
	Designation	Name of faculty		Verified
	Professor	Dr. Viplav Narendra Kavishwar		
	Associate professor	Dr. Prashant Vijay Kulkarni		
	Assistant professor	Dr. Kajal J. Vaghela		
		Dr. Ashwini Santosh Trikal		
Non-teaching Staff				
	Laboratory attendant	Mr. Sakharam Motiram Katole		
	Laboratory technician	Miss. Rasika Barde		
	Multi- Tasking Staff	Mrs. Kavita Laxman Tambole		

3	BIOCHEMISTRY		Available	Verified
1	Electronic or monopan balance	01	01	
2	Centrifuge	01	01	
3	Balance, chemical or ordinary	01	02	
4	Water baths	01	02	
5	Urinometer	25	25	
6	Chemicals: (a) Iodine (b) Ammonium oxalate (c) Barium chloride (d) Silver nitrate (e) Sodium hydroxide (f) Mercuric sulphate (g) Salicylic acid	As required	01 01 01 01 01 01 01	
7	Hydrometer (0.700 to 1.00)	02	02	
8	Albuminometers	10	10	
9	Glucometer	10	10	
10	Thermometer	10	10	
11	Colorimeter	01	01	
12	Hot air oven 14"x14"x14" (electric)	01	01	
13	Glass ware like pipette, beakers, burettes, wire gouge with asbestos, center hot plate, stove, syringes, burners, rubber tubing stands clamps, flash etc.	As required	Available	
14	Ph (Potential of hydrogen) meter	01	01	
15	Binocular research microscope	02	02	
16	Stethoscope: demonstration with multiple pieces	02	02	
17	Ophthalmoscope	01	01	
18	Otorhinolaryngoscope	01	01	
19	Revolving stools, metal	45	45	




Principal
Panchasheel Homoeopathic
Medical College, Khamgaon

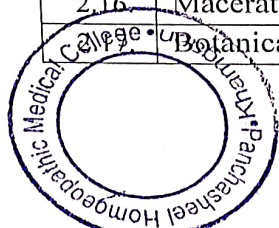
PANCHASHEEL HOMOEOPATHIC SHIKSHAN PRASARAK MANDAL'S HOMOEOPATHIC MEDICAL COLLEGE, KHAMGAON


DEPARTMENT OF HOMOEOPATHIC PHARMACY(UG)

Space for teachers and supporting staff, demonstration room, laboratories, museum and departmental library-175 sq. mtr.

Details of items of Equipment etc available as per NCH (MES 2024) Regulations


Requirement in Museum				
Pharmacopias (All volumes)				
S. No	Items	Required	Available	Verified
1.				
A.				
a)	Homocopathic pharmacopeia of India	01	01	
b)	German homocopathic pharmacopeia	01	01	
c)	Homocopathic pharmacopocia of united states	01	01	
d)	British homocopathic pharmacopocia	01	01	
B.	Catalogue stating pharmacological action, general characteristics and clinical indications of the specimen:	2 copies	02 copies	
C.	Journals on practical or clinical record or herbarium shall be maintained		Available	
D.	Copy of the alcohol or spirit license or permission and utilization register duly attested by H.O.D. shall be maintained.		Available	
E.	Visit to Homoeopathic pharmacopocia laboratory or a large-scale manufacturing unit of homoeopathic medicines having Good Manufacturing Practices compliance and approved by Government authority		Available	
2.	List of Equipment for Pharmacy department			
S. No	Items	Required	Available	Verified
2.1.	Pill tiles	30	34	
2.2.	Porcelain dishes	30	30	
2.3.	Crucibles with tongs	30	32	
2.4.	Silica crucibles	02	02	
2.5.	Pestles and mortars (iron, glass, porcelain)	1+1+30	49	
2.6.	Water bath, metal or electric	30	31	
2.7.	Microscope (student type)	05	05	
2.8.	Thin layer chromatography apparatus including UV chamber	1	01	
2.9.	Ph meter	2	02	
2.10.	Stopwatch	25	32	
2.11.	Hydrometer	5	10	
2.12.	Alcoholometer	5	06	
2.13.	Pycnometer	10	10	
2.14.	Water still (distilled water plant)	1	01	
2.15.	Percolator	5	05	
2.16.	Macerator	5	05	
	Botanical slides	10	37	



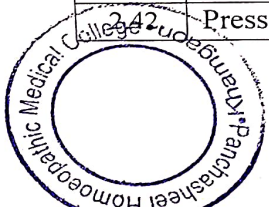

Principal
Panchasheel Homoeopathic
Medical College, Khamsaon

2.18.	Colorimeter	01	01	
2.19.	Spectro scope	01	01	
2.20.	Manual/mechanical/Electric potentiometer	2/01/01	2/01/01	
2.21.	Electric triturator	2	2	
2.22.	Dissecting microscope	02	02	
2.23.	Distillation apparatus (glass)	1 set	1 set	
2.24.	Hot air oven	01	01	
2.25.	Electronic balance	10	10	
2.26.	Physical balance	01	01	
2.27.	Measuring glasses			
	Glass beaker (100 ml, 250 ml, 500 ml, 1000 ml)	05 each	05 each	
	Volumetric flask (250 ml, 500 ml, 1000 ml)	05 each	05 each	
	Measuring cylinder (10 ml, 50 ml, 100 ml, 500 ml, 1000 ml)	30 each	30 each	
	Test tubes (8 ml, 10 ml, 12 ml) with holder	30 each	30 each	
	Watch glass	As required	02	
	Graduated pipette (1 ml, 10 ml)	As required	02	
2.28.	Glass retort	02	02	
2.29.	Bunsen burner with gas connection	05	05	
2.30.	Miscellaneous			
a)	Chemicals			
	Ammonium chloride	As Required	Available	
	Ammonium oxalate	As Required	Available	
	Barium chloride	As Required	Available	
	Calcium carbide	As Required	Available	
	Calcium carbonate	As Required	Available	
	Copper sulphate	As Required	Available	
	Hydrochloric acid	As Required	Available	
	Iodine	As Required	Available	
	Nessler's reagent	As Required	Available	
	Nitric acid	As Required	Available	
	Potassium ferro cyanide	As Required	Available	
	Salicylic acid	As Required	Available	
	Silver nitrite	As Required	Available	
	Sodium hydroxide	As Required	Available	
	Sodium chloride	As Required	Available	
	Sulphur	As Required	Available	
	Sulphuric acid	As Required	Available	
	Borax	As Required	Available	



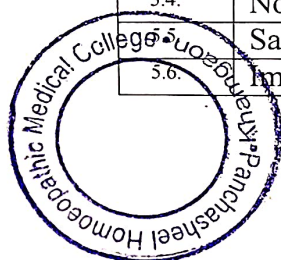

Principal
Panchasheel Homoeopathic
Medical College, Khamgaon


b) Drugs (samples prepared by students)			
i. Mother tinctures:			
	Arnica montana	05 each	Available
	Calendula officinalis	05 each	Available
	Cantharis	05 each	Available
	Echinacea angustifolia	05 each	Available
	Euphrasia officinalis	05 each	Available
	Hydroskis canadensis	05 each	Available
	Rhus toxicodendron	05 each	Available
	Ruta graveolens	05 each	Available
	Mullein oil	05 each	Available
ii.	Potentized medicines Common polychrest medicines in various potencies and scales.		Available
c) Vehicles			
i.	Lactose (pharmaceutical grade)	As required	Available
ii.	Globules (number 10,20, 30, 40)	As required	Available
iii.	Blank tablets (1gr, 3 gr and 5 gr)	As required	Available
iv.	Distilled water	As required	Available
v.	Strong alcohol	As required	Available
vi.	Dispensing alcohol	As required	Available
vii.	Dilute alcohol	As required	Available
viii.	Rectified spirit (60op)	As required	Available
ix.	Glycerine	As required	Available
x.	Olive oil	As required	Available
xi.	White petroleum jelly	As required	Available
xii.	Lanolin	As required	Available
xiii.	Wax	As required	Available
2.31.	Glass phials	As required	Available
2.32.	Glass bottles (15 ml,30 ml, 60 ml, 100ml)	As required	Available
2.33.	Glass rods	As required	Available
2.34.	Glass funnels	As required	Available
2.35.	Filter paper (Whatman grade 1, pack of 100). Normal filter paper (pack of 100) Litmus paper (blue)	As required	Available
2.36.	Ointment slab	45	58
2.37.	Gas apparatus for filtration with vacuum	02	02
2.38.	Chopping board	25	25
2.39.	Chopping knife	25	25
2.40.	Spatula (horn, stainless steel)	25	58
2.41.	Burette	5	10
2.42.	Press	2	2




Principal
Panchashheel Homoeopathic
Medical College, Khamgaoh

2.43.	Sieve (no. 10,22,44, 60, 85,120)	2 each	2 each	
2.44.	Thermometer	2	2	
2.45.	Graduated conical glass (10,50,100ml)	15	48	
2.46.	Wire gauze	5	20	
2.47.	Tripod stand	5	26	
2.48.	Porcelain bowl	25	30	
2.49.	Lactometer	10	10	
3.	Chart or digital display or standee or photo panel			
S. No	Items		Available /Not Available	Verified
3.1.	Homoeopathic pharmacopoeia (all volumes)		Available	
3.2.	Sources of drugs		Available	
3.3.	Homoeopathic Pharmaceutical Codex		Available	
3.4.	Standardisation of drugs – organoleptic evaluation		Available	
3.5.	Standardisation of drugs – microscopic evaluation		Available	
3.6.	Standardisation of drugs – physical evaluation		Available	
3.7.	Standardisation of drugs – chemical evaluation		Available	
3.8.	Standardisation of drugs – biological evaluation		Available	
3.9.	Preservation of drugs and potencies		Available	
3.10.	Vehicle – solid vehicle		Available	
3.11.	Vehicle – liquid vehicle		Available	
3.12.	Vehicle – semi solid vehicle		Available	
3.13.	Preparation of homoeopathic drugs – Hahnemannian method		Available	
3.14.	Preparation of homoeopathic drugs – new method		Available	
3.15.	Scales of potentisation		Available	
3.16.	Methods of potentisation		Available	
3.17.	Principles of posology		Available	
3.18.	Prescription writing		Available	
3.19.	Pharmaconomy		Available	
3.20.	Various types of external applications		Available	
3.21.	Hahnemannian drug proving		Available	
3.22.	Homoeopathic pathogenetic trial		Available	
3.23.	Phytoconstituents		Available	
3.24.	Homoeopathic pharmacy acts and rules		Available	
3.25.	Various types of drug actions		Available	
3.26.	Indian medicines and their local names		Available	
	Charts are to be prepared by the students and record to be maintained in A4 size sheet also.			
4.	Herbarium	20	31	
5.	Laminated photos of drug sources		Available/ Not Available	Verified
5.1.	Vegetable kingdom		Available	
5.2.	Animal kingdom		Available	
5.3.	Mineral kingdom		Available	
5.4.	Nosodes		Available	
	Sarcodes		Available	
5.6.	Imponderabilia		Available	




Principal
Panchasheel Homoeopathic
Medical College, Khamgaon

57	Synthetic sources			
6.	Models		Available/N ot Available	Verified
6.1	Potentiser		Available	
6.2	Triturator		Available	
6.3	Globule making pan		Available	
7.	Total number of specimens	Required	Available/N ot Available	Verified
7.1	Vegetable: dry specimen Fresh / wet specimen	50	166	
		20	21	
7.2	Animal	10	10	
7.3	Chemical45	20	20	
8.	Herbal Garden		Available/N ot Available	Verified
8.1	No. of species planted	30	30	
8.2	Plants on pots	30	30	
8.3	Irrigation facility education		Available	
8.4	Pharmacy tour conducted during the last year and along with date and certificate.		Conducted	
9.	Staff qualification as per schedule III			
Sr. No	Designation	Name of faculty	Verified	
Teaching Staff				
	Professor or Associate Professor	Dr. Mrs. Swati Anil Tarale		
	Assistant Professor	Dr. Durga Amol Dabhade		
Non-Teaching Staff				
	Lab Attendant	Mrs. Asha Vinod Verulkar		
	Multi-tasking Staff	Mr. Sanjay Gulabrao Tikar		




Principal
 Panchashree Homoeopathic
 Medical College, Khamgaon

PANCHASHEEL HOMOEOPATHIC SHIKSHAN PRASARAK MANDAL'S HOMOEOPATHIC MEDICAL COLLEGE, KHAMGAON

DEPARTMENT OF MATERIA MEDICA (UG)				
Space for teachers and supporting staff, demonstration room, laboratories, museum and departmental library-75 sq. mtr.				
Details of items of Equipment etc available as per NCH(MES) Regulations				
1.	Requirement in Museum: charts, digital display, standee or Photos panel (picture wise presentation)- topic covered for each year & needs to be changed after every 4 months. *Establishment of New Colleges-charts should be proportionate (1 st to 4 th) to their level and five charts shall be added manually.			
S. No	Items	Required	Available	Verified
1.1.	Plant kingdom	10	10	
1.2.	Animal kingdom	10	10	
1.3.	Mineral kingdom	10	10	
1.4.	Ophidia groups	05	05	
1.5.	Spider family	02	02	
1.6.	Nosodes	01	01	
1.7.	Sarcodes	01	01	
1.8.	Imponderabilia	01	01	
2.	Other creative charts (One each) shall be on following subjects, namely			
2.1.	Characteristics of acute remedies;		Available	
2.2.	Characteristics of deep acting constitutional remedies;		Available	
2.3.	Characteristics of rare medicine;		Available	
	Charts are to be prepared by the students and record to be maintained in A4 size sheets also.			
3.	Specimen			
	Dry and Wet specimen from all kingdoms	25	35	
4.	Photograph of the following founder and contributors in the field of homocopathy Materia medica mentioning the date of birth or death and brief sketch shall be displayed:-			
4.1.	Dr. Samuel Hahnemann		Available	
4.2.	Dr. J.T.Kent		Available	
4.3.	Dr. Constantine Hering		Available	
4.4.	Dr. T.F.Allen		Available	
4.5.	Dr. H.C.Allen		Available	
4.6.	Dr. Richard Hughes		Available	
4.7.	Dr.J.H.Clark		Available	
4.8.	Dr. M.L. Tyler		Available	
4.9.	Dr. William Boericke		Available	
4.10.	Dr. C. Dunham		Available	
4.11.	Dr. E.A.Farrington		Available	
4.12.	Dr. E.B.Nash		Available	
4.13.	Dr. B.K.Bose		Available	
4.14.	Local or regional homeopaths of reputation		Available	



Principal
Panchasheel Homoeopathic
Medical College, Khamgaon

PANCHASHEEL HOMOEOPATHIC SHIKSHAN PRASARAK MANDAL'S HOMOEOPATHIC MEDICAL COLLEGE, KHAMGAON

DEPARTMENT OF HOMOEOPATHIC MATERIA MEDICA (PG)				
Space for Post Graduate students, discussion rooms, Post Graduate Teaching faculty room and Departmental Library -90 sq. mtr.				
Details of items of Equipment etc available as per NCH(MES) Regulations				
1.	Equipments and Materials shall be as per the Table given below:-			
Sr. No	Equipments	Required	Available	Verified
1.1.	Desktop or Laptop	2	2	
1.2.	LCD Projector	01	01	
1.3.	Round or Center table (for good seating arrangements)	01	01	
1.4.	Chairs	20	35	
1.5.	Notice board	01	01	
1.6.	External hard disc	01	01	
1.7.	Charts or Electronic Display	15	15	
1.8.	Books	5 sets	5 sets	
1.9.	X- Ray View Box	01	01	
1.10.	Poster presentations on Dissertations	Dissertations of last three academic years	Available	
1.11.	Audio visual and internet facility		Available	
1.12.	Two Cupboards for storage of departments books with list		Available	
1.13.	E-Library subscription for each students		Available	
2.	List of Charts or Electronic Display			
Sr. No	ITEMS	Available	Verified	
2.1.	Science and Philosophy of Homoeopathic Materia Medica;	Available		
2.2.	Different approaches to study Homoeopathic Materia Medica;	Available		
2.3.	Periodic table;	Available		
2.4.	Pictorial – Three polychrest – one each from Plant, Animal, Mineral kingdom;	Available		
2.5.	Nodoses – Any two medicines;	Available		
2.6.	Sarcode-One medicine;	Available		
2.7.	Group symptoms or study – Three groups ;	Available		
2.8.	Therapeutic of any three illness.	Available		


Principal
Panchasheel Homoeopathic
Medical College, Khamgaon

Details of Teaching Faculty			
No. No	Designation	Name of Faculty	Gender
Teaching Staff			
	Professor		
	Associate Professor		
	Assistant Professor	Dr. Bho. Radhika Lakshmi Reddy	
Non-Teaching Staff			
	Administrative Staff		



 Principal
 Faculty of Pharmaceutical
 Sciences
 JSS Medical College, Mysore

PANCHASHEEL HOMOEOPATHIC SHIKSHAN PRASARAK MANDAL'S HOMOEOPATHIC MEDICAL COLLEGE, KHAMGAON

DEPARTMENT OF ORGANON OF MEDICINE AND HOMOEOPATHIC PHILOSOPHY AND FUNDAMENTALS OF PSYCHOLOGY(UG)				
Space for teachers and supporting staff, demonstration room, laboratories, museum and departmental library-75 sq. mtr.				
Details of items of Equipment etc available as per NCH(MES) Regulations				
1.	Requirement in Museum:			
S. No	Items	Required	Available	Verified
1.1.	Specimens or photos		Available	
1.2.	Teaching material: Catalogue containing acute & chronic cases	(20 acute & 10 chronic cases): 2 copies each.	Available	
1.3.	E-material- software or videos or ppt or charts		Available	
1.4.	Charts or Digital display or standees or photo panel: Out of all the charts mentioned below five charts are to be displayed in museum and need to be changed after every four months.		Available	
	History of medicine-	5 charts	Available	
	History of Homoeopathy-	5 charts (World, India, State)	Available	
	Organon of medicine	15 charts	Available	
	Philosophy	10 charts	Available	
	Psychology	05 charts	Available	
1.5.	Topics for chart or Digital display or standees or photo panel: -			
	What is Homoeopathy		Available	
	Contents of organon of medicine		Available	
	Editions of Organon		Available	
	Physician (mission, ideals of cure, qualification)		Available	
	Therapeutic law of nature		Available	
	Modus operandi of homoeopathy cure		Available	
	Comparison of different systems of medicine		Available	
	Classification of diseases		Available	


Principal
Panchasheel Homoeopathic
Medical College, Khamgaon

Guidelines for case taking	Available		
Drug proving mentioning the methods, prover, guidelines	Available		
Drug dynamization mentioning the methods, scales	Available		
Comparison of chronic miasm	Available		
One sided disease	Available		
Mental diseases	Available		
Intermittent diseases	Available		
Auxiliary measures	Available		
Fundamental principles of homoeopathy	Available		
Classification of symptoms	Available		
Logic- Inductive and Deductive	Available		
Susceptibility	Available		
Constitution (temperament, diathesis)	Available		
Prognosis (observations after action of medicine)	Available		
Prescriptions (first and subsequent)	Available		
Comparison of concepts (J T Kent, H A Roberts, S.Close)	Available		
Analysis or evaluation of symptom	Available		
Posology	Available		
Psychology (types)	Available		
Personality (types)	Available		
Emotions	Available		
Behaviours and reactions	Available		
Memory and intellect	Available		
Charts are to be prepared by the students and record be maintained in A4 size sheet also.			
1.6.	Other requirements in Museum: -		
	Photograph of the following founder and contributors in the field of organon and Homoeopathic philosophy mentioning the date of birth or death and brief sketch shall be displayed :-		
	Name of stalwart	Available /Not Available	Verified
	Dr. Samuel Hahnemann	Available	
	Dr. J.T.Kent	Available	
	Dr. Stuart Close	Available	
	Dr. Herbert A Roberts	Available	
	Dr. J.H.Allen	Available	
	Dr. R.E.Dudgeon	Available	
	Dr.Mahendralal Sarkar	Available	
	Dr.Babu Rajendra Lal Dutta	Available	
	Dr. B.K. Sirker	Available	
	Dr.Diwan Harish chand	Available	
	Dr.K.G.Saxena	Available	
	Dr.Mahendra Singh	Available	
	Local or regional Homeopaths of reputation	Available	



Principal
Panchasheel Homoeopathic
Medical College, Khamgaon

2.	Details of Teaching Faculty		
Teaching Staff			
S.no	Designation	Name of faculty	Verified
	Professor	Dr. Mrs. Aparna Ashok Bawaskar	
	Associate professor	Dr. Jayashri Abhinav Dhokane	
	Assistant professor	Dr. Smita Vijay Lashkare	
	Assistant professor	Dr. Kalayani Ambekar	
Non- Teaching Staff			
	Muti -Tasking staff	Mr. Dinesh Narsing Pardeshi	
<i>A separate visiting faculty of the minimum cadre of Assistant professor with qualifications as specified in Schedule III shall be engaged for teaching of fundamentals of psychology.</i>			



Principal
Panchasheel Homoeopathic
Medical College, Khamgaon

PANCHASHEEL HOMOEOPATHIC SHIKSHAN PRASARAK MANDAL'S HOMOEOPATHIC MEDICAL COLLEGE, KHAMGAON

DEPARTMENT OF ORGANON OF MEDICINE AND HOMOEOPATHIC PHILOSOPHY (PG)				
Space for Post Graduate students, discussion rooms, Post Graduate Teaching faculty room and Departmental Library -90 sq. mtr.				
Details of items of Equipment etc available as per NCH(MES) Regulations				
1. Equipments and Materials shall be as per the Table given below: -				
Sr. No	Equipments	Required	Available	Verified
1.1.	Desktop or Laptop	2	2	
1.2.	LCD Projector	01	01	
1.3.	Round or Center table (for good seating arrangements)	01	01	
1.4.	Chairs	20	20	
1.5.	Notice board	01	01	
1.6.	External hard disc	01	01	
1.7.	Charts or Electronic Display	15	15	
1.8.	Books	5 sets	5 sets	
1.9.	X- Ray View Box	01	01	
1.10.	Poster presentations on Dissertations	Dissertations of last 03 academic years	Available	
1.11.	Audio visual and internet facility		Available	
1.12.	Two Cupboards for storage of departments books with list		Available	
1.13.	E-Library subscription for each students		Available	
2. List of Charts or Electronic Display				
Sr. No	ITEMS	Available	Verified	
2.1.	Different philosophies;	Available		
2.2.	Case Taking;	Available		
2.3.	Classification of disease;	Available		
2.4.	Ground plan of Organon;	Available		
2.5.	Cardinal principles of homoeopathy;	Available		
2.6.	Concept of disease evolution;	Available		
2.7.	Different edition of Organon of Medicine;	Available		
2.8.	Disease Phenomenon-Miasmas-psora, sycosis, tubercular, syphilis;	Available		


Principal
Panchasheel Homoeopathic
Medical College, Khamgaon

2.9.	Causation of disease;	Available	
2.10.	Hahnemannian Concept of Man;	Available	
2.11.	Display on posology;	Available	
2.12.	Assessment of susceptibility;	Available	
2.13.	Evaluation of symptoms by C.Von.Beonninghausen;	Available	
2.14.	Evaluation of symptoms by J.T.Kent; and	Available	
2.15.	Evaluation of symptoms by C.M. Boger.	Available	
3.	Details of Teaching Faculty		
Teaching Staff			
Sr. No	Designation	Name of faculty	Verified
	Professor	Dr. Mrs. Shilpa Ajinkya Kavishwar	
	Associate Professor		
	Assistant Professor	Dr. Mrs. Sonali Chahakar	
Non-Technical Staff			
	Attendant or Assistant		



Principal
Panchasheel Homoeopathic
Medical College, Khamgaon

PANCHASHEEL HOMOEOPATHIC SHIKSHAN PRASARAK MANDAL'S HOMOEOPATHIC MEDICAL COLLEGE, KHAMGAON

DEPARTMENT OF REPERTORY AND CASE TAKING (UG)			
Space for teachers and supporting staff, demonstration room, laboratories, museum and departmental library-75 sq. mtr.			
Details of items of Equipment etc available as per NCH(MES) Regulations			
1.	Requirement in Museum:		
i.	The department shall be equipped with ten computers to be upgraded to latest configuration from time to time with necessary accessories and five different homoeopathic software packages consisting of different repertories like Kent, Boger Boenninghausen, Boericke, Pathak, Synthesis, Murphy, Complete Repertory etc.		
ii.	Fifteen Charts or Digital display or standees or photo panel on repertory shall be provided on following topics, namely: -		
S. No	Items	Available	Verified
a.	Evolution of repertories	Available	
b.	Definition of repertory and its need and uses	Available	
c.	Classification of repertories	Available	
d.	Process of cross repertorization	Available	
e.	Boenninghausen evaluation order of symptoms or approach.	Available	
f.	Kent's evaluation order of symptoms/approach	Available	
g.	Boger's evaluation order of symptoms/approach	Available	
h.	Kent's repertory editions	Available	
i.	Card repertories	Available	
j.	Repertorial syndrome and potential differential field	Available	
k.	Conceptual image	Available	
l.	Regional repertories	Available	
m.	Repertory software	Available	
n.	Analysis and evaluation of symptoms	Available	
o.	Case taking and repertory.	Available	



Principal
Panchasheel Homoeopathic
Medical College, Khamgaon

2.	Photograph of the following founder and contributors in the field of homoeopathy repertory mentioning the date of birth or death and brief sketch shall be displayed:-		
Sr. No	Items	Available	Verified
i.	Dr. Samuel Hahnemann	Available	
ii.	Dr. J.T. Kent	Available	
iii.	Dr. C.V. Boenninghausen	Available	
iv.	Dr. C.M. Boger	Available	
v.	Dr.G.H. Jahr	Available	
vi.	Dr.S.R. Phatak	Available	
vii.	Dr.Jugal Kishore	Available	
viii.	Dr.Ramanlal P Patel	Available	
ix.	Dr. Frederik Schroyens	Available	
x.	Dr. Roger van Zandvoort	Available	
xi.	Dr. Robin Murphy	Available	
xii.	Dr. D.P. Rastogi	Available	
xiii.	Local or regional homeopaths of reputation	Available	
3.	Details of Teaching Faculty		
Sr. No	Designation	Name of faculty	Verified
Teaching Staff			
	Professor	Dr. Ravindra Laxmanrao Saraf	
	Associate Professor	Dr. Sushil Narayanrao Verulkar	
	Assistant Professor	Dr. Mahendra Hiralalji Jain	
	Assistant Professor	Dr. Mrs. Geeta Mukund Pande	
Non-Teaching Staff			
	Multi-Tasking Staff	Mr. Nilesh Vasudeo Jambhe	



 Principal
 Panchasheel Homoeopathic
 Medical College, Khamgaon

PANCHASHEEL HOMOEOPATHIC SHIKSHAN PRASARAK MANDAL'S HOMOEOPATHIC MEDICAL COLLEGE, KHAMGAON

DEPARTMENT OF HOMOEOPATHIC REPERTORY AND CASE TAKING(PG)				
Space for Post Graduate students, discussion rooms, Post Graduate Teaching faculty room and Departmental Library -90 sq. mtr.				
Details of items of Equipment etc available as per NCH(MES) Regulations				
1. Equipments and Materials shall be as per the Table given below:-				
Sr. No	Equipments	Required	Available	Verified
1.1.	Desktop or Laptop	5	5	
1.2.	LCD Projector	01	01	
1.3.	Round or Center table	01	01	
1.4.	Chairs	20	20	
1.5.	Notice board	01	01	
1.6.	External hard disk	01	01	
1.7.	Charts or Electronic Display	15	15	
1.8.	Homoeopathic Repertory Software (Preferably multiuser)	5	5	
1.9.	X- Ray View Box	01	01	


Principal
Panchasheel Homoeopathic
Medical College, Khamgaon

1.10.	Poster presentations on Dissertations	Dissertations of last three academic years	Available	
1.11.	Audio visual and internet facility		Available	
1.12.	Two Cupboards for storage of departments books with list		Available	
1.13.	E-Library subscription for each students		Available	
2.	List of Charts or Electronic Display			
Sr. No	Items		Available	Verified
2.1.	Evolution of Repertories;		Available	
2.2.	Repertorial approaches- J.T.Kent;		Available	
2.3.	Repertorial approaches -C.Von.Boenninghausen;		Available	
2.4.	Repertorial approaches –C.M.Boger;		Available	
2.5.	Concept of Key note Symptoms;		Available	
2.6.	Non reportorial approach – Structurisation;		Available	
2.7.	Card Repertories;		Available	
2.8.	Repertorial syndrome and Potential differential field;		Available	
2.9.	Meaning of Rubric and Sub Rubric;		Available	
2.10.	General concepts of Repertorisation;		Available	
2.11.	Repertory and Repertorisation;		Available	
2.12.	Regional Repertories;		Available	
2.13.	Computer Software;		Available	
2.14.	Case- Taking and Repertory;		Available	
2.15.	Analysis and Evaluation of Symptoms;		Available	
2.16.	Classification of repertory.		Available	
3.	Details of Teaching Faculty			
Teaching Staff				
Sr. No	Designation	Name Of Faculty	Verified	
	Professor	Dr. Prabhudas G. Mukhiya		
	Associate Professor	Dr. Prakash Samadhan Bagade		
	Assistant Professor			
Non-Technical Staff				
	Attendant or Assistant			


Principal
Panchasheel Homoeopathic
Medical College, Khamgaon


PANCHASHEEL HOMOEOPATHIC SHIKSHAN PRASARAK MANDAL'S HOMOEOPATHIC MEDICAL COLLEGE, KHAMGAON

DEPARTMENT OF PATHOLOGY & MICROBIOLOGY

Space for teachers and supporting staff, demonstration room, laboratories, museum and departmental library-175 sq. mtr.


Details of items of Equipment etc available as per NCH(MES) Regulations

S. No	Items	Required	Available in number	VERIFIED
1.	Hot air oven (50°C) for special standing	1	2	
2.	Centrifuge machine electric roto fix	2	2	
3.	Water bath, electric	4	4	
4.	Glass ware	As required	Available	
5.	Beaker 100 ml	30 pcs	30 pcs	


Principal
Panchasheel Homoeopathic
Medical College, Khamgaon

6.	Glass cylinder 100 ml	30 pcs	30	
7.	Test tubes (6" × ½ ")	100 pcs	210	
8.	Test tubes (4" × ½ ")	100 pcs	196	
9.	Glass rods (1 feet)	30 pcs	30	
10.	Glass slides (microscopy)	200 pcs	1050	
11.	Glass cover slip	300 pcs	690	
12.	Glass dropper	30 pcs	42	
13.	Conical flask	15 pcs	19	
14. A	Stains:-	As Required		
	Leishman stain		Available	
	Buffer solution		Available	
	Deionized water		Available	
B	Gram stain:-	As Required		
	Crystal violet		Available	
	Gram's iodine		Available	
	Acetone		Available	
	Safranin		Available	
C	Ziehl-nelsen stain:-	As Required		
	Carbol -fuchsin		Available	
	Concentrated sulphuric acid		Available	
	Methylene blue		Available	
D	Heat & acetic acid test:- For presence of albumin in urine	As Required		
	96;% glacial acetic acid		Available	
	Deionized water		Available	
E	Benedict's qualitative test:- For presence of sugar in urine	As Required		
	benedict's qualitative reagent		Available	
F	Rothera's test:- For presence of ketone bodies in urine.	As Required		
	Ammonium sulphate		Available	
	Sodium nitroprusside		Available	
	Liquor ammonia		Available	
G	Total WBC count:-	As Required		
	WBC diluting fluid		Available	
H	Total RBC count	As Required		
	RBC diluting fluid		Available	
I	Hemoglobin estimation by colorimeter	As Required	Available	
J	Drabkin,' s solution	As Required	Available	
K	Hb standard	As Required	Available	
L	N/10 hydrochloric acid (HCL) by acid	As Required	Available	
M	haematin method by sahli's haemoglobinometer	As Required	Available	
15.	Blood grouping reagent anti a , anti b , anti d:	As required	Available	
16.	For stool test for ova , parasite , cyst Lugol's iodine	As required	Available	

17.	Material for preparing media:-			
	Nutrient agar media;	As required	Available	
	Macconkey's media		Available	
	Lowenstein jensen media (LJ media);		Available	
	Sterile petri dish (glass or plastic);		Available	
	Nichrome wire loop holder;		Available	
	Deionized water.		Available	
18.	Materials required for histopathology :			
	Mechanical rotary microtome	01	01	
	Hot air oven	01	02	
	Water bath	01	04	
	Chemicals:	As Required	Acetone	Available
			2-propanol	Available
			Xylene	Available
			Dpxmountant	Available
			Formaldehyde 37%	Available
			Glycerol	Available
			Formic acid 85%	Available
			Papanicolaou solution	Available
			Methylene blue	Available
	Cover glass slip : 22× 22mm /18×18 mm	As Required	Slide box	Available
			Dropping bottle	Available
			Diamond pencil	Available
			L mould	Available
			Cassette	Available
			Hematoxylin & eosin stain (h&e): powder	Available
			Hcl 35% : 500ml	Available
			Nitric acid : 500ml	Available
			Slides	Available
			Small forceps (tooth and without tooth) :	Available
			Steel scale	Available
			Scissors	Available
			Glass jar	Available
19.	Incubator	2	02	
20.	Hemocytometer with RBC and WBC pipettes	25	25	
21.	Sahli's haemoglobinometer	25	25	
22.	Autoclave	2	02	
23.	Anaerobic apparatus	2	02	
24.	Stopwatch ½ sec	2	02	
25.	Ph meter	1	01	
26.	Microscopes with oil immersion lens, movable stage and condenser	45	48	


 Principal
 Panchasheel Homoeopathic
 Medical College, Khamgaon

27.	High power centrifuge for serological/hematological work	1	01	
28.	Westergren's pipette for Erythrocyte sedimentation rate estimation	10	31	
29.	Wintrobehaematocrit tube for Erythrocyte sedimentation rate and packed cell volume	10	10	
30.	Colony counter	1	01	
31.	Coplin jars	02	02	
32.	Computer with accessories	01	01	
33.	Colorimeter and auto analyzer	01	01	
34.	Elisa reader for serological test	01	00	
35.	Pathological specimens	25	75	
36.	Urinometer (other than mercury)	02	02	
37.	Requirements in Museum			
	Histopathology slides	25	25	
	Models	20	24	

38	Details of Teaching Faculty		
	Teaching Staff		
Sr. No	Designation	Name Of Faculty	Verified
	Professor	Dr.Rajesh Bhikaji Khandare	
	Associate Professor	Dr.Sonal Piyush Tibdewal	
	Assistant Professor	Dr.Ashwini Shrikrushna Dhage	
	Non-Teaching Staff		
	Lab technician	Mr. Kapil Sukhdeorao Shelke	
	Lab attendant	Mr. Satish Rajesh Chandel	
	Multi-tasking staff	Mr. Shaikh Shahid Shaikh Sharif	


 Principal
 Panchashree Homoeopathic
 Medical College, Kamgaon

PANCHASHEEL HOMOEOPATHIC SHIKSHAN PRASARAK MANDAL'S HOMOEOPATHIC MEDICAL COLLEGE, KHAMGAON

DEPARTMENT OF FORENSIC MEDICINE & TOXICOLOGY


Space for teachers and supporting staff, demonstration room, laboratories, museum and departmental library-75 sq. mtr.

Details of Items of Equipment etc available as per NCH (MES) Regulations 2024


Sr. No	Items	Required	Available in number	Verified
1.	Weighing machine dial type human	01	01	
2.	Equipment for measuring height	01	01	
3.	Vernier caliper scale	01	01	
4.	X-ray view box one in four	01	01	
5.	Catalogue stating characteristics and Clinical applications of the toxicological and other specimen.	02 copies	02 copies	
6.	Catalogue of poisons and their antidote, Catalogue or list of household antidote	25	25	
7.	a) Bones; b) Skull. c) Pelvis (complete with sacrum, coccyx).	01 each of male and female	03	
8.	a) Bullets; b) Pistol bullet; c) Revolver bullet; d) Rifle bullet.	01 of each	Available	
9.	Shotgun cartridge	01	Available	
10.	Sample of fixed knot or loop, slip knot, loop	01 each	01 each	
11.	Stomach tube	01	01	
12.	Hand lens (study of fingerprint purpose)	02	02	
13.	Comparison microscope for finger print	01	-	
14.	X-ray films depicting ossification center (appearance and fusion) of different bones to access age and sex of the person.	05	Available	
15.	Audio- visual presentation of post mortem educational compact discs or digital video discs.	02	02	
16.	Requirements in Museum:-			
a)	Models			
Sr. No	Items	Available in number		Verified
	Vertical section of tooth	Available		
	Hair root	Available		
	Patterns of fingerprints	Available		
	Cadaveric spasm	Available		
	Marbling sign	Available		


Principal
 Panchasheel Homoeopathic
 Medical College, Khamgaon

	Patterned abrasion	Available	
	Color changes in bruise	Available	
	Laceration	Available	
	Incised wound	Available	
	Chop wound	Available	
	Stab wound	Available	
	Wound of entry and wound of exit	Available	
	Coup and countercoup injuries	Available	
	Intracranial hemorrhage	Available	
	Fix knot and slip knot	Available	
b)	Charts or Digital display or standee or photo panel and certificate formats of the following, namely: -		
Sr. No	Items	Available in number	Verified
I.	Purpose or objects of autopsy	Available	
II.	Rules of autopsy	Available	
III.	Autopsy report format	Available	
IV.	Signs of death- immediate, early, late	Available	
V.	Rigor mortis- onset and duration	Available	
VI.	Medical certificate and reports intimation to police	Available	
VII.	Accident register format	Available	
VIII.	Wound certificate	Available	
IX.	Age estimation format	Available	
X.	Age certificate	Available	
XI.	Examination of rape victim	Available	
XII.	Examination of accused of rape or sodomy	Available	
XIII.	Performa for examination of potency or impotency of male	Available	
XIV.	Certificate of potency or impotency of female	Available	
XV.	Duties of medical practitioner in medico-legal cases	Available	
	Charts are to be prepared by the students and record are to be maintained in A 4 size sheet also.		
c)	Toxicological specimens:	35 (As per Syllabus)	111
d)	Weapons (blunt, sharp and pointed)	20	104
e)	The following Lists of Acts and regulations to be kept, namely:-		
Sr. No	Items	Available	Verified
I.	National Commission for Homoeopathy Act, 2020 and code of ethics under it.	Available	
II.	Workmen's compensation Act, 1923	Available	
III.	Employees state insurance Act, 1948.	Available	



Principal
Panchasheel Homoeopathic
Medical College, Khangaon

IV.	Medical termination of pregnancy Act, 1971	Available	
V.	Dangerous drugs Act, 1930.	Available	
VI.	The Mental Health Care Act, 2017.(published in Official Gazette on 7 th April, 2017).	Available	
VII.	Indian Evidence Act, 1872	Available	
VIII.	Personal injuries (Compensation insurance) Act,1963.	Available	
IX.	The Drugs and Magic Remedies (objectionable advertisements) Act, 1954.	Available	
X.	Homoeopathic practitioners (professional conduct, etiquette & code of ethics) regulations, 1982,	Available	
XI.	Homoeopathic practitioners (professional conduct, etiquette & code of ethics) regulations, 2002	Available	
XII.	Homoeopathic practitioners (professional conduct, etiquette & code of ethics) regulations, 2022	Available	
XIII.	Clinical Establishments (Registration and Regulation) Act, 2010.	Available	
XIV.	The protection of children from sexual offences (POCSO) Act, 2012.	Available	
XV.	Protection of women from domestic violence Act 2005.	Available	
XVI.	Sexual harassment of women at workplace (prevention, prohibition, and redressal) Act, 2013.	Available	
XVII.	Juvenile Justice (care and protection of children) Act, 2000.	Available	
XVIII.	The Transplantation of Human Organs and Tissues Act, 1994.	Available	
XIX.	National Ethical Guidelines for Biomedical and health Research involving Human Participants- Indian council of Medical Research, 2017.	Available	
XX.	Drug and Cosmetics Act, 1940 and other updated relevant rules and Regulations.	Available	
XXI.	Medical Termination of Pregnancy Act, 2021.	Available	


 Principal
 Panchasheel Homoeopathic
 Medical College, Khamgaon

XXII.	The Arms Act, 1959.	Available
17.	Records of students visit to district courts and hospitals to observe court proceedings and postmortem.	Available

Details of Teaching Faculty			
Sr. No	Designation	Name of Faculty	Verified
1.	Professor	Not Applicable	
2.	Associate Professor	Dr. Farzan Husain Hashmi	
3.	Assistant Professor	Dr. Ritesh Vijay Bavisgaonkar	
Non-Teaching Staff			
1.	Multi-tasking staff	Mr. Mahadeo Namdeo Wadode	


Principal
Panchasheel Homoeopathic
Medical College, Khamgaon


PANCHASHEEL HOMOEOPATHIC SHIKSHAN PRASARAK MANDAL'S HOMOEOPATHIC MEDICAL COLLEGE, KHAMGAON

DEPARTMENT OF SURGERY

Space for teachers and supporting staff, demonstration room, laboratories, museum and departmental library-75 sq. mtr.

Details of items of Equipment etc available as per NCH(MES) Regulations

S. No	Items	Required	Available	Verified
1.	Allis tissue forceps	Minimum 2	02	
2.	Curved allis	Minimum 2	02	
3.	Mosquito forceps	Minimum 1	01	
4.	Tooth forceps	Minimum 4	04	
5.	Chittal forceps	Minimum 1	01	
6.	Needle holder	Minimum 1	01	
7.	Sponge holding forceps	Minimum 1	01	
8.	Allis	Minimum 1	03	
9.	Simple forceps	Minimum 2	02	
10.	Rubber catheter	Minimum 2	02	
11.	Folley's catheter	Minimum 2	02	
12.	Cannula	Minimum 4	04	
13.	Tracheal tube	Minimum 2	02	
14.	Straight scissor	Minimum 4	04	
15.	Artery forceps	Minimum 4	04	
16.	Scissors	Minimum 4	04	
17.	Proctoscope	Minimum 4	04	
18.	Suture material	As required	Available	
19.	Dressing material	As required	Available	
20.	Ryle's tube	Minimum 4	04	
21.	Catheter	Minimum 4	04	
22.	Dressing tray	Minimum 1	01	
23.	Kidney tray	Minimum 4	04	
24.	Tray	Minimum 4	04	
25.	Dressing drum	Minimum 1	01	
26.	Auroscope	Minimum 3	03	
27.	Stethoscope	Minimum 4	04	
28.	Measuring tape	Minimum 4	04	
29.	Hammer	Minimum 4	04	
30.	Ophthalmoscope	Minimum 1	01	
31.	Tenometer	Minimum 1	01	
32.	Dental instruments	Minimum 1	01	
33.	ENT instruments	Minimum 1	01	
34.	Infant feeding tube	Minimum 1	01	
35.	Laryngoscope	Minimum 1	01	
36.	Retractor	Minimum 5	05	
37.	Sim's speculum	Minimum 5	05	
38.	Requirements in Museum			



Principal
Panchasheel Homoeopathic
Medical College, Khamgaon

a) Charts or Digital display or standees or photo panel of the following namely: -			
	Items	Available/ Not Available	Verified
I.	Differential diagnosis of swelling or examination of swelling	Available	Available
II.	Types of ulcer or classification of ulcer	Available	Available
III.	Tumor classification	Available	Available
IV.	Hernia classification	Available	Available
V.	Types of injury	Available	Available
VI.	Sinus and fistula	Available	Available
VII.	Classification of burns and Rule of Nine in burns	Available	Available
VIII.	Types of hemorrhage	Available	Available
IX.	Varicose vein	Available	Available
X.	Types of shock	Available	Available
XI.	Peptic ulcer	Available	Available
XII.	Acute appendicitis	Available	Available
XIII.	Acute pancreatitis	Available	Available
XIV.	Acute intestinal obstruction	Available	Available
XV.	Acute cholecystitis with cholelithiasis	Available	Available
XVI.	Differential diagnosis of acute abdomen	Available	Available
XVII.	Causes of abdominal pain according to the region of abdomen	Available	Available
XVIII.	Renal stone types	Available	Available
XIX.	Remedies of renal stone	Available	Available
XX.	Inguinoscrotal swelling types	Available	Available
XXI.	Types of fracture	Available	Available
XXII.	Remedies of injuries	Available	Available
XXIII.	Glasgow's coma scale	Available	Available
XXIV.	Types of neck swelling	Available	Available
XXV.	Instruments in surgery	Available	Available
Charts are to be prepared by the students and records are to be maintained in A4 size sheet also.			
b) The following list of specimens, namely: -			
Sr. No	Items	Available/ Not Available	Verified
1.	Lipoma	Available	Available
2.	Cyst	Available	Available
3.	Corn	Available	Available
4.	TURP: prostate	Available	Available
5.	Cholecystectomy	Available	Available
6.	Appendix	Available	Available
7.	Ganglion	Available	Available


Principal
Panchasheel Homoeopathic
Medical College, Khamgaon

8.	Renal stones treated by homoeopathy	Available	
9.	Bladder stone	Available	
10.	X-ray of fracture	Available	
11.	X-ray of Intestinal Obstruction, Sinusitis, OA Knee, Spondylosis and Spondylolisthesis	Available	
12.	X-ray of pneumonia, Emphysema and Bronchiectasis.	Available	

Details of Teaching Faculty			
Sr. No	Designation	Name of Faculty	Verified
1.	Professor	Dr. Miss. Swapnali Trymbakrao Bathe	
2.	Associate Professor		
3.	Assistant Professor	Dr. Miss. Swati Gajanan Gajghane	
Non-Teaching Staff			
1.	Multi-Tasking Staff	Mr. Dipak Rajendraprasad Debey	


Principal
Panchasheel Homoeopathic
Medical College, Khamgaon

PANCHASHEEL HOMOEOPATHIC SHIKSHAN PRASARAK MANDAL'S HOMOEOPATHIC MEDICAL COLLEGE, KHAMGAON

DEPARTMENT OF COMMUNITY MEDICINE, RESEARCH METHODOLOGY AND BIOSTATISTICS (UG)

Space for teachers and supporting staff, demonstration room, laboratories, museum and departmental library-100 sq. mtr.

Space for Post Graduate students, discussion rooms, Post Graduate Teaching faculty room and Departmental Library -90 sq. mtr.

Details of items of Equipment etc available as per IEB(MES) Regulations

S. No	Items	Required	Available	Verified
1.	Barometer (fortin)	1	2	
2.	Lactometer	1	1	
3.	Alcoholmeter	1	1	
4.	Water purifier (having ro, uv, tds regulator)	1	1	
5.	Total dissolved solids (tds) meter	2	2	
6.	Glucometer	2	2	
7.	Air quality monitor	2	2	
8.	Mid upper arm circumference measuring tape	5	5	
9.	Display: Immunization, community programmes health, other family welfare programmes, bio statistics & research methodology models, sociology related information on display.	As required	Available	
10.	Refrigerator	02	02	
11.	Hydrometer spirit-	02	02	
12.	Hydrometer milk	02	02	
13.	Weighing machine adult	03	03	
14.	Salter's baby weighing machine	02	02	
15.	Harpenden skinfold caliper	02	02	
16.	Height measuring stand	02	02	
17.	Catalogue on methods of various experiments conducted in practical, field	02	02	




Principal

Panchasheel Homoeopathic Medical College, Khamgaon


	visits, and synopsis on other related topics.			
18.	Horrock's apparatus (for estimating bleaching powder need for water disinfection)	02	02	
19.	Chloroscope (for checking the residual chlorine in drinking water)	02	02	
20.	Requirements in Museum:-			
a)	Models of the following, namely			
	Items	Available/ Not Available	Verified	
	Slow sand model	Available		
	Rapid sand model	Available		
	Sanitary well model	Available		
	Insanitary well model	Available		
	RCA latrine model	Available		
	Septic tank latrine model	Available		
	Life cycle of 4 types of mosquito model	Available		
	Life cycle of malaria parasite model	Available		
	Life cycle of filaria model	Available		
	Smokeless chullah	Available		
	Life cycle of important helminthes	Available		
	Ideal well model	Available		
b)	Chart or Digital display or standee or photo panel and diagrams of the following, namely:-			
	Items	Available/ Not Available	Verified	
	Concept of health and disease	Available		
	Epidemiology of communicable diseases	Available		
	Immunization and immunization schedule	Available		
	Homoeoprophylaxis	Available		
	Demography and family planning	Available		
	Health information and biostatistics	Available		
	Non-communicable disease	Available		
	Information, education, communication and counselling	Available		
	Diet, nutrition and nutritional problems and programme	Available		
	National health programmes	Available		
	International health agencies	Available		
	Noise, light, radiation and meteorology	Available		
	Environmentalsanitation, latrine	Available		
	Water and sewage treatment	Available		
	Bio-medical waste management	Available		
	Wand washing, standard precaution, ppe	Available		
	Medical entomology	Available		
	Occupational health	Available		
	Smoking, alcoholism & drug addiction	Available		


Principal
Panchasheel Homoeopathic
Medical College, Khamgaon

	Health administration and health care delivery system	Available	
	Energy requirement and energy utilization	Available	
	Important days and weeks of public health	Available	
	Screening of diseases	Available	
	Other material concerning communicable diseases, diet, prophylactics, National health programmes.	Available	
	Research Methodology and Biostatistics charts or Digital display or standees or photo panel of the following, namely:- i. Care guidelines check list ii. International standards for clinical trial registries iii. Clinical study reports iv. Good clinical practices v. Pharmacovigilance	Available	
	Village Adoption/ health programs under Swasthya Kalyan Scheme	At. Pimpalgaon Raja Tq. Khamgaon Dist. Buldhana	
	Charts are to be prepared by the students and record are to be maintained in A4 size sheet also.		
c)	Statistical software	Available	
d)	The following visit required for homocopathic undergraduate students and proper record of each visit shall be maintained, namely:-		
Sr. No	Items	Available/ Not Available	Verified
(i)	Water treatment plant	Available	
(ii)	Milk pasteurisation plant	Available	
(iii)	Primary health center	Available	
(iv)	Sub-center or anganwadi center	Available	
(v)	Old age home	Available	
(vi)	Industrial units	Available	
(vii)	Infectious disease Hospital	Available	
(viii)	Health mela or health check-up camp	Available	
(ix)	Rehab center for physical and mental disabilities	Available	
(x)	Mental health facilities include remand home, asylum, child care centers.	Available	
21.	Non-Teaching Staff		
	Statistical Assistant	Ms. Harshada Vijay Baraskar	
	Multi-Tasking Staff	Mr. Shaikh Sharif Shaikh Bhadu	



Principal
Panchasheel Homoeopathic
Medical College, Khamgaon

Details of Teaching Faculty			
Sr. No	Designation	Name of Faculty	Verified
	Professor		
	Associate Professor	Dr. Nishant Prabhudas Mukhiya	
	Assistant Professor	Dr. Miss. Madhuri Sureshrao Wankhade	



Principal
Panchasheel Homoeopathic
Medical College, Khangaon

PANCHASHEEL HOMOEOPATHIC SHIKSHAN PRASARAK MANDAL'S HOMOEOPATHIC MEDICAL COLLEGE, KHAMGAON

DEPARTMENT OF OBSTETRIC & GYNAECOLOGY				
Space for teachers and supporting staff, demonstration room, laboratories, museum and departmental library-75 sq. mtr.				
Details of Items of Equipment etc available as per MES(MES) Regulations				
A.	Requirement in Museum			
1.	List of Instruments			
S. No	Items	Required	Available	Verified
1.1.	Sim's speculum	01	04	
1.2.	Cusco's speculum	01	05	
1.3.	Anterior vaginal wall retractor	01	02	
1.4.	Cervical dilators	01	03	
1.5.	Simple rubber catheter	01	01	
1.6.	Uterine curette	01	03	
1.7.	Sponge holding forceps	01	03	
1.8.	Allis tissue forceps	01	01	
1.9.	Artery forceps	01	02	
1.10.	Doyen's retractor	01	01	
1.11.	Babcock's forceps	01	01	
1.12.	Needle holder	01	02	
1.13.	Toothed forceps	01	02	
1.14.	Non toothed forceps (plane forceps)	01	02	
1.15.	Episiotomy scissors	01	03	
1.16.	Mayo's scissors	01	01	
1.17.	Towel clip	01	01	
1.18.	Vulsellum	01	03	
1.19.	Cord clamps	01	01	
1.20.	Obstetric forceps	01	01	
1.21.	Foley's catheter	01	01	
2.	Specimen required in the department are as detailed below, namely: -			
S. No	Items	Required	Available	
2.1.	Normal uterus with cervix	01	01	
2.2.	Placenta with foetal membranes	01	01	
2.3.	Uterine fibroid	01	10	
2.4.	Simple ovarian cyst	01	01	
2.5.	Chocolate cyst	01	01	
2.6.	Abortus	01	08	
3.	Models required in the department are as detailed below, namely: -			
S. No	Items	Required	Available	
3.1.	Dummy pelvis	01	01	
3.2.	Dummy baby	01	01	


Principal
Panchasheel Homoeopathic
Medical College, Khamgaon

3.3.	Labor maneuver	01	01
3.4.	Foetal skull	01	01
B.	Details of Teaching Faculty		
Sr. No	Designation	Name of faculty	Verified
Teaching staff			
	Professor	Dr. Mrs. Gayatri Sachin Soni	
	Associate Professor	Dr. Vaibhav Vijayrao Panajkar	
	Assistant Professor	Dr. Mayuri Anil Bakal	
Non-Teaching Staff			
	Multi-tasking staff	Mrs. Kalpana Ananta Bhore	


Principal
Panchasheel Homoeopathic
Medical College, Kharangaon

PANCHASHEEL HOMOEOPATHIC SHIKSHAN PRASARAK MANDAL'S HOMOEOPATHIC MEDICAL COLLEGE, KHAMGAON

DEPARTMENT OF PRACTICE OF MEDICINE WITH ESSENTIALS OF PHARMACOLOGY (UG)

A SEPARATE VISITING FACULTY WITH THE MINIMUM DESIGNATION OF ASSISTANT PROFESSOR HAVING QUALIFICATIONS AS SPECIFIED IN SCHEDULE III SHALL BE ENGAGED FOR TEACHING OF ESSENTIALS OF PHARMACOLOGY

Space for teachers and supporting staff, demonstration room, laboratories, museum and departmental library-75 sq. mtr.

Space for Post Graduate students, discussion rooms, Post Graduate Teaching faculty room and Departmental Library -90 sq. mtr.

Details of items of Equipment etc available as per MES(MES) Regulations


1. Requirement in Museum

A. List of Instruments


S. No	Items	Available in number	Verified
a.	Forceps or adson	01	
b.	Forceps or brain tissue or forceps or debakey or sponge	01	
c.	Clamp or bulldog or crafoord or hemostat or kelly	01	
d.	Tracheostomy tube	01	
e.	Ryles tube	01	
f.	Bone marrow biopsy needle	01	
g.	Liver biopsy needle	01	
h.	Red rubber catheter	01	
i.	Spirometer – hand held	01	
j.	ECG machine	01	

2. Charts or Digital display or standees or photo panels of the following, namely: -

S. No	Items	Available in number	Verified
a.	Causes of breathlessness	01	
b.	Types of murmur and associated clinical conditions	01	
c.	Non-abdominal elements of Gastrointestinal examination	01	
d.	Abnormal auscultation sounds in Gastrointestinal examination	01	
e.	Glasgow coma scale	01	
f.	Types of gait	01	



Principal
 Panchasheel Homoeopathic
 Medical College, Khamgaon

g.	The cardiovascular system (CVS) examination	01	
h.	The respiratory system examination	01	
i.	The abdominal examination	01	
j.	The genitourinary system examination	01	
k.	The nervous system examination	01	
l.	Clinical examination in blood disorders	01	
m.	Endocrine system examination	01	
n.	Normal hematological and biochemical values	01	
o.	Pulmonary function test study chart	01	
	Charts are to be prepared by the students and records are to be maintained in A4 size sheet also.		
3.	Models of the following, namely: -		
Sr. No	Items	Available in number	Verified
a.	Lung volumes	01	
b.	Nail diseases	01	
c.	Edema – types	01	
d.	Cardiac valves – and murmurs	01	
e.	Respiratory pathologies – differentiation	01	
f.	Breath sounds –normal and abnormal	01	
g.	Added sounds – pathologies	01	
h.	Trachea – shifting, causes and differentiation	01	
i.	Circle of Willis – pathologic association with cerebral blood vessels and differentiation	01	
j.	Nephrotic and nephritic syndrome – clinical differentiation	01	
k.	Right heart failure vs. left heart failure	01	
4.	X-ray films of the following, namely: -		
A.	Chest		
Sr. No	Items	Available in number	Verified
a.	Normal chest	01	
b.	Interstitial lung disease	01	
c.	Atelectasis of lung	01	
d.	Segmental and lobar opacities of lung	01	


Principal
Panchasheel Homoeopathic
Medical College, Khamgaon

e.	Multifocal ill-defined opacities	01	
f.	Diffuse fine nodular opacities	01	
g.	Nodules and masses in lung	01	
h.	Solitary or multiple lucent lesions of lung	01	
i.	Pneumothorax	01	
j.	Pleural effusion or hemothorax or empyema	01	
k.	Emphysema	01	
l.	Cardiomegaly	01	
B.	Abdomen		
Sr. No	Items	Available in number	Verified
a.	Intraperitoneal air	01	
b.	Bowel obstruction	01	
c.	Stones	01	
d.	Pancreatic calcifications	01	
Sr. No	Items	Available in number	
C.	Intravenous pyelogram	01	
Sr. No	Items	Available in number	
D.	Cervical spine and lumbar spine	01	
Sr. No	Items	Available in number	
E.	Knee and ankle	01	

5.	CT scan of the head. -		
Sr. No	Items	Available in number	Verified
a.	Hemorrhage – intra-parenchymal, subarachnoid, subdural, epidural	01	
b.	Trauma	01	
c.	Stroke – ischemic, hemorrhagic	01	
d.	Mass effect	01	
e.	Hydrocephalus	01	
Sr. No	Items	Available in Number	
6.	CT scan of chest and thorax	01	


 Principal
 Panchashree Homoeopathic
 Medical College, Khatimgaon

7.	Reports:		
Sr. No	Items	Available in Number	
a.	Endoscopy report	01	
b.	Colonoscopy report	01	
8.	Details of Teaching Faculty		
Teaching Staff			
Sr. No	Designation	Name of faculty	Verified
	Professor	Dr. A.J. Kale	
	Associate Professor	Dr. P.R. Bhagat	
	Assistant Professor	Dr. M.S. Wagh	
		Dr. Priya K. Zunzunwala	
Non-Teaching Staff			
	Multi-tasking staff	Mr. Vasanta Mahadeo Shrinath	


Principal
Panchasheel Homoeopathic
Medical College, Khamgaon

DEPARTMENT OF PRACTICE OF MEDICINE WITH ESSENTIALS OF PHARMACOLOGY (UG)

A SEPARATE VISITING FACULTY WITH THE MINIMUM DESIGNATION OF ASSISTANT PROFESSOR HAVING QUALIFICATIONS AS SPECIFIED IN SCHEDULE III SHALL BE ENGAGED FOR TEACHING OF ESSENTIALS OF PHARMACOLOGY

Space for teachers and supporting staff, demonstration room, laboratories, museum and departmental library-75 sq. mtr.


Space for Post Graduate students, discussion rooms, Post Graduate Teaching faculty room and Departmental Library -90 sq. mtr.

Details of items of Equipment etc available as per MES(MES) Regulations

1. Requirement in Museum

A. List of Instruments

S. No	Items	Available in number	Verified
a.	Forceps or adson	01	
b.	Forceps or brain tissue or forceps or debakey or sponge	01	
c.	Clamp or bulldog or crafoord or hemostat or kelly	01	
d.	Tracheostomy tube	01	
e.	Ryles tube	01	
f.	Bone marrow biopsy needle	01	
g.	Liver biopsy needle	01	
h.	Red rubber catheter	01	
i.	Spirometer – hand held	01	
j.	ECG machine	01	
2.	Charts or Digital display or standees or photo panels of the following, namely: -		
S. No	Items	Available in number	Verified
a.	Causes of breathlessness	01	
b.	Types of murmur and associated clinical conditions	01	
c.	Non-abdominal elements of Gastrointestinal examination	01	
d.	Abnormal auscultation sounds in Gastrointestinal examination	01	
e.	Glasgow coma scale	01	
f.	Types of gait	01	



Principal
Chanchasheel Homoeopathic
Medical College, Khamgaon

g.	The cardiovascular system (CVS) examination	01	
h.	The respiratory system examination	01	
i.	The abdominal examination	01	
j.	The genitourinary system examination	01	
k.	The nervous system examination	01	
l.	Clinical examination in blood disorders	01	
m.	Endocrine system examination	01	
n.	Normal hematological and biochemical values	01	
o.	Pulmonary function test study chart	01	
Charts are to be prepared by the students and records are to be maintained in A4 size sheet also.			
3.	Models of the following, namely: -		
Sr. No	Items	Available in number	Verified
a.	Lung volumes	01	
b.	Nail diseases	01	
c.	Edema – types	01	
d.	Cardiac valves – and murmurs	01	
e.	Respiratory pathologies – differentiation	01	
f.	Breath sounds –normal and abnormal	01	
g.	Added sounds – pathologies	01	
h.	Trachea – shifting, causes and differentiation	01	
i.	Circle of Willis – pathologic association with cerebral blood vessels and differentiation	01	
j.	Nephrotic and nephritic syndrome – clinical differentiation	01	
k.	Right heart failure vs. left heart failure	01	
4.	X-ray films of the following, namely: -		
A.	Chest		
Sr. No	Items	Available in number	Verified
a.	Normal chest	01	
b.	Interstitial lung disease	01	
c.	Atelectasis of lung	01	
d.	Segmental and lobar opacities of lung	01	


 Principal
 Panchasheel Homoeopathic
 Medical College, Khamgaon

e.	Multifocal ill-defined opacities	01	
f.	Diffuse fine nodular opacities	01	
g.	Nodules and masses in lung	01	
h.	Solitary or multiple lucent lesions of lung	01	
i.	Pneumothorax	01	
j.	Pleural effusion or hemothorax or empyema	01	
k.	Emphysema	01	
l.	Cardiomegaly	01	
B.	Abdomen		
Sr. No	Items	Available in number	Verified
a.	Intraperitoneal air	01	
b.	Bowel obstruction	01	
c.	Stones	01	
d.	Pancreatic calcifications	01	
Sr. No	Items	Available in number	
C.	Intravenous pycelogram	01	
Sr. No	Items	Available in number	
D.	Cervical spine and lumbar spine	01	
Sr. No	Items	Available in number	
E.	Knee and ankle	01	

5.	CT scan of the head. -		
Sr. No	Items	Available in number	Verified
a.	Hemorrhage – intra-parenchymal, subarachnoid, subdural, epidural	01	
b.	Trauma	01	
c.	Stroke – ischemic, hemorrhagic	01	
d.	Mass effect	01	
e.	Hydrocephalus	01	
Sr. No	Items	Available in Number	
6.	CT scan of chest and thorax	01	



Principal
Panchasheel Homoeopathic
Medical College, Khamgaon

7.	Reports:		
Sr. No	Items	Available in Number	
a.	Endoscopy report	01	
b.	Colonoscopy report	01	
8.	Details of Teaching Faculty		
Teaching Staff			
Sr. No	Designation	Name of faculty	Verified
	Professor	Dr. Aajy J. Kale	
	Associate Professor	Dr. Prashant R. Bhagat	
	Assistant Professor	Dr. Mangesh S. Wagh	
		Dr. Priya K. Zunzunwala	
Non-Teaching Staff			
	Multi-tasking staff	Mr. Vasanta Mahadeo Shrinath	


Principal
Panchasheel Homoeopathic
Medical College, Khamgaon


PANCHASHEEL HOMOEOPATHIC SHIKSHAN PRASARAK MANDAL'S HOMOEOPATHIC MEDICAL COLLEGE, KHAMGAON

DEPARTMENT OF PRACTICE OF MEDICINE (PG)				
Space for Post Graduate students, discussion rooms, Post Graduate Teaching faculty room and Departmental Library -90 sq. mtr.				
Details of items of Equipment etc available as per MES(MES) Regulations				
1.	Equipments and Materials shall be as per the Table given below:-			
Sr. No	Equipments	Required	Available	Verified
1.14.	Desktop or Laptop	2	2	
1.15.	LCD Projector	01	01	
1.16.	Round or Center table (for good seating arrangements)	01	01	
1.17.	Chairs	20	20	
1.18.	Notice board	01	01	
1.19.	External hard disc	01	01	
1.20.	Charts or Electronic Display	15	15	
1.21.	Medical equipment for clinical training	As per requirement	Available	
1.22.	X- Ray View Box	01	01	
1.23.	Books	5 sets	5 sets	
1.24.	Poster presentations on Dissertations	Dissertations of last three academic years	Available	
1.25.	Audio visual and internet facility		Available	
1.26.	Two Cupboards for storage of departments books with list		Available	
1.27.	E-Library subscription for each students		Available	


Principal
Panchasheel Homoeopathic
Medical College, Khamgaon


2. List of Charts or Electronic Display			
Sr. No	ITEMS	Available	Verified
2.1.	PNE axls and its components;	Available	
2.2.	HPS model and concept of Causation;	Available	
2.3.	Dermatomes and peripheral Nerve supply;	Available	
2.4.	Susceptibility and various parameters;	Available	
2.5.	Hormonal Assay and its interpretation;	Available	
2.6.	American association of Rheumatology criteria of diagnosis of Rheumatoid Arthritis;	Available	
2.7.	Abnormal ECG findings in various Cardiovascular pathologies;	Available	
2.8.	Miasm and its characteristic expressions;	Available	
2.9.	World Health Classification of Diabetes Mellitus;	Available	
2.10.	Primary and secondary skin lesions;	Available	
2.11.	Difference between Cardiac and respiratory dyspnea;	Available	
2.12.	Types of hypersensitivity Reactions;	Available	
2.13.	Materia medica therapeutics of Renal colic;	Available	
2.14.	Materia medica therapeutics of Dyspnea;	Available	
2.15.	Materia medica therapeutics of fever.	Available	

3. Details of Teaching Faculty			
Teaching Staff			
Sr. No	Designation	Name of faculty	Verified
	Professor	Dr. Mrs. Vidya K. Bibhuty	
	Associate Professor	-	
	Assistant Professor	Dr. Mrs. Kalyani A. Pavitrakar	
Non-Technical Staff			
	Attendant or Assistant		


Principal
Panchasheel Homoeopathic
Medical College, Khamgaon

PANCHASHEEL HOMOEOPATHIC SHIKSHAN PRASARAK MANDAL'S HOMOEOPATHIC MEDICAL COLLEGE, KHAMGAON

DEPARTMENT OF RESEARCH METHODOLOGY AND BIostatISTICS (PG)				
Space for Post Graduate students, discussion rooms, Post Graduate Teaching faculty room and Departmental Library -90 sq. mtr.				
Details of items of Equipment etc available as per MES Regulations				
1.	Equipments and Materials shall be as per the Table given below: -			
Sr. No	Equipments	Required	Available	Verified
1.1.	Desktop or Laptop	1	1	
1.2.	LCD Projector	01	01	
1.3.	Round or Center table (for good seating arrangements)	01	01	
1.4.	Chairs	10	10	
1.5.	Notice board	01	01	
1.6.	External hard disc	01	01	
1.7.	Charts or Electronic Display	05	05	
1.8.	Books	5 sets of books, each on Research methodology and Biostatistics.	5 sets of books, each on Research methodology and Biostatistics.	
1.9.	Audio visual and internet facility		Available	
1.10.	One Cupboards for storage of departments books with list		Available	
1.11.	E-Library subscription for each students		Available	
2.	List of Charts or Electronic Display			
Sr. No	Items	Available	Verified	
2.1.	Case report guidelines check list;	Available		
2.2.	International Standards for Clinical Trial Registries;	Available		
2.3.	Clinical study Reports;	Available		
2.4.	Good Clinical Practices for homoeopathy;	Available		
2.5.	Pharmaco vigilance.	Available		
3.	Details of Teaching Faculty			
Teaching Staff				
Sr. No	Designation	Name of faculty	Verified	
	Professor			
	Associate Professor			
	Assistant Professor			
Non-Technical Staff				
	Attendant or Assistant			


Principal
 Panchasheel Homoeopathic
 Medical College, Khamgaon


PANCHASHEEL HOMOEOPATHIC SHIKSHAN PRASARAK MANDAL'S HOMOEOPATHIC MEDICAL COLLEGE, KHAMGAON

DEPARTMENT OF YOGA FOR HEALTH PROMOTION				
Space for Yoga instructor, supporting staff and equipment-40 sq. mtr.				
Details of items of Equipment etc available as per MES Regulations				
1. Equipment required in Department of Yoga for Health Promotion				
S. No	Items	Required	Available	Verified
1.1.	Weighing machine	1	1	
1.2.	Height chart	1	1	
1.3.	Blood pressure instrument	1	1	
1.4.	Stethoscope	1	1	
1.5.	Torch	1	1	
1.6.	Hammer	1	1	
1.7.	Patient record register	1	1	
1.8.	Case taking Performa	as required	Available	
1.9.	Diet chart pad	as required	Available	
1.10.	Yoga mat	35	35	
1.11.	Yoga stretching belt	10	10	
1.12.	Yoga exercise ball	05	05	
1.13.	Belly twister	02	02	
1.14.	Fitness cycle	01	01	
1.15.	Palm ball	05	05	
2. Details of Teaching Faculty				
	Designation	Required	Name of faculty	Available
	Yoga Instructor	02 (1Male & 1 Female)	Mr. Kalyan Pralhad Galande Miss. Gulbakshi Mohokar	
	Multi-tasking staff			



Principal
 Panchasheel Homoeopathic
 Medical College, Khamgaon

PANCHASHEEL HOMOEOPATHIC SHIKSHAN PRASARAK MANDAL'S HOMOEOPATHIC MEDICAL COLLEGE, KHAMGAON

DEPARTMENT OF HOMOEOPATHIC PAEDIATRICS				
Space for Post Graduate students, discussion rooms, Post Graduate Teaching faculty room and Departmental Library -90 sq. mtr.				
Details of items of Equipment etc available as per MES Regulations				
1. Equipments and Materials shall be as per the Table given below:-				
Sr. No	Equipments	Required	Available	Verified
1.1.	Desktop or Laptop	2	2	
1.2.	LCD Projector	01	01	
1.3.	Round or Center table (for good seating Arrangements)	01	01	
1.4.	Chairs	20	20	
1.5.	Notice board	01	01	
1.6.	External hard disc	01	01	
1.7.	Charts or Electronic Display	13	13	
1.8.	Medical instruments and equipment for clinical training in pediatrics	As per requirement	Available	
1.9.	X -Ray View Box	01	01	
1.10.	Books	5 sets	5 sets	
1.11.	Poster presentations on Dissertations	Dissertations of last three academic years	Available	
1.12.	Audio visual and internet facility		Available	
1.13.	Two Cupboards for storage of departments books with list		Available	


Principal
Panchasheel Homoeopathic
Medical College, Khamgaon


1.14.	E-Library subscription for each students	Available	
2.	List of Charts or Electronic Displays		
Sr. No	Items	Available	Verified
2.1.	Models		
	Breast model;	Available	
	Nutrition model;	Available	
	Developmental model;	Available	
	Training mannequins or dummies;	Available	
	Mannequins or dummies for training - Cardiopulmonary resuscitation, Intravenous cannula insertion.	Available	
2.2.	Charts or Electronic Display		
Sr. No	Items	Available	Verified
	Common deficiency Charts or Electronic Display – macro and micronutrients – protein energy malnutrition, obesity, rickets, scurvy;	Available	
	Complementary feeding chart;	Available	
	Common congenital anomalies chart with images;	Available	
	Pedigree chart ;	Available	
	World Health Organisation growth Charts or Electronic Display;	Available	
	Appearance, Pulse, Grimace, activity, and respiration score;	Available	
	Grades of dehydration;	Available	
	Grades of dyspnea;	Available	
	Electrolyte imbalance;	Available	
	Common anthropometry formulae in Pediatrics;	Available	
	Common constitutional remedy pictures of children with indications of any three;	Available	
	Common disease conditions in children with images – measles, chicken pox, mumps, worm infestation, diarrheal diseases, etc. with Homoeopathic therapeutics of two;	Available	
	Two clinical conditions with detail clinicopathological representation and evolution.	Available	
3.	Details of Teaching Faculty		
	Teaching Staff		
Sr. No	Designation	Name of faculty	Verified
	Professor		
	Associate Professor	Dr. Mrs. Jinat F. Shiakh	
	Assistant Professor		
	Non Technical Staff		
	Attendant or Assistant	Mr. Arjun R. Mayur	


Principal
Panchasheel Homoeopathic
Medical College, Khamgaon

PANCHASHEEL HOMOEOPATHIC SHIKSHAN PRASARAK MANDAL'S HOMOEOPATHIC MEDICAL COLLEGE, KHAMGAON

c. UNITS: - MEDICAL EDUCATION TECHNOLOGY UNIT (METU)

List of equipment required in Medical Education Technology Unit (See sub-clause C.(2.) of sub-regulation C of Schedule-I of regulation 5) Space for teachers and supporting staff- 40 sq.mt.				
Functions of the department shall, inter alia, be as follows, namely: -				
Curriculum planning and implementation of Competency Based Dynamic Curriculum as directed by the Commission;		Yes	Verified	
Evaluation of teaching and training programme;		Yes		
Conduct workshop for faculty in areas of medical education technology;		Yes		
Conducting research in Medical Education.		Yes		
S.No.	Medical Education Technology Unit (METU)	Quantity	Available	Verified
1.	Smart board	1		
2.	Computer with latest configuration	2		
3.	Round tables	2		
4.	Chairs	10		
5.	Printer and scanner	1 each		
6.	Overhead projectors	1		
7.	Books and journals on Medical Education Technology -: Physical and soft copy procured online	10 copies		
8.	Stationary	As required		
*Certificate of Participation in periodical training on technology used in teaching of each faculty shall be documented				


Principal
 Panchasheel Homoeopathic
 Medical College, Khamgaon